

WebQuests

Online Research Activity

Online Handouts

<http://webclass.org>

Webclass
web-based tutorials

Google™ Custom Search

Atomic Learning

Desktop Setup

EasyTech

Elementary Storytelling

Audacity

Copyright Infringement

Creating a Digital Story

Digital Cameras

EPISD Photo Release

iPod - Getting Started

Podcast Projects

Sample Movie Maker files

Syncing video iPod

Using iTunes

Video iPod

United Streaming

PowerPoint

Our 50 States

Using iPod in iTunes

Syncing iPod

WebQuests

Copyright Infringement

Database Discovery

Template

Using K-12 Databases

Britannica

EBSCO


Working Online

Word 2007

Education and training via the internet are growing rapidly. Accessibility from home or school makes Internet handouts a viable alternative to hardcopy handouts. The PDF format is accessible on both Windows and MAC platforms using [Adobe Reader](#), or the fast and simple open-source reader for Windows called [Sumatra](#).

Elementary Storytelling in iTunes

View all **21** digital stories from El Paso ISD teachers and students



[View In iTunes](#)

Elementary Storytelling illustrates how video and audio tools are used to tell a story - a digital story. Curriculum topics chosen by the teacher vary from class field trips to the reenactment of historical or current events.

Some digital stories include the entire class, while others use a smaller group of selected students. Video length is generally 2 to 10 minutes.

Technology Webinars

using Adobe Connect

Creating PDF files using Office 2007

Customizing Quick-Access Toolbar in Office 2007

Using Paint for Math-Science-Lang Arts

Using HP webcam for Digital Storytelling

Windows 7 Features



Objectives

- **WebQuest overview**
- **Using a WebQuest**
 - Database Discovery
 - K-12 Databases
- **Word 2007 custom setup**
- **Creating a WebQuest**
 - Select database – topic
 - Content-based WebQuest

Technology TEKS

- Perform online **keyword searches** to acquire information
- Find information using **category searches**
- Select appropriate strategies to **navigate and access information** for research
- **Evaluate** success of searches

Search Tools



Search Tools



Safe Search Tools

Brought to you by:

The Texas State Library and Archives Commission,
the Texas Education Agency, and
Education Service Center, Region 20.



Britannica Online *School Edition* PreK-12

[HOME](#)

[DICTIONARY](#)

[LEARNING MATERIALS](#)

[TEACHERS' RESOURCES](#)

[WORKSPACE](#)

[GUIDED TOUR](#)

[HELP](#)



K-12 Databases

Definition

- **Bernie Dodge – San Diego State**
 - Internet-based learning activity

Definition

- **Bernie Dodge – San Diego State**
 - Internet-based learning activity
 - Project-based learning
 - Problem-based learning
 - Inquiry-based learning
 - Improves reading

Definition

- **Bernie Dodge – San Diego State**
 - Internet-based learning activity
 - Project-based learning
 - Improves reading
 - **Structured search activity**

Definition

- **Bernie Dodge – San Diego State**
 - Internet-based learning activity
 - Project-based learning
 - Improves reading
 - **Structured search activity**
 - ✓ “guided seek and find” – Dodge
 - ✓ Search activities prepared by teacher **before** class

Search Tools

- **Texas K-12 databases**
 - **EBSCO** and **Britannica Online**
 - Accessed from home and school
 - Safe from virus – popups – SPAM



WebQuests

Four Components

WebQuest Components

Introduction

Tasks

Process

Summary

— Bernie Dodge
San Diego State

Components

- **Introduction**

Project background information

Preview EPISD online databases

Online databases are safe

Components

- **Introduction**

Project background information

Preview EPISD online databases

- **Tasks**

Guided steps

Each mouse click is an **activity**

Each activity is search oriented

Components

- **Process**

Activities use **fill-in-blank** format
K-12 databases accessed from
library – computer lab – home

Components

- **Process**

Activities use **fill-in-blank** format
K-12 databases accessed from
library – computer lab – home

- **Summary**

Review database access and use
Colleges **expect proficiency** using
online databases

WebQuests

**Bernie Dodge
Template**

Online Handouts

<http://webclass.org>

- Atomic Learning
- Desktop Setup
- EasyTech
- Elementary Storytelling
 - Audacity
 - Copyright Infringement
 - Creating a Digital Story
 - Digital Cameras
 - EPISD Photo Release
 - iPod - Getting Started
 - Podcast Projects
 - Sample Movie Maker files
 - Syncing video iPod
 - Using iTunes
- Video iPod
 - United Streaming
 - PowerPoint
 - Our 50 States
 - Using iPod in iTunes
 - Syncing iPod
- WebQuests**
 - Copyright Infringement
 - Database Discovery
 - Template
 - Using K-12 Databases
 - Britannica
 - EBSCO
 - Working Online
- Word 2007

Webclass


web-based tutorials

Google™ Custom Search Search

Education and training via the internet are growing rapidly. Accessibility from home or school makes Internet handouts a viable alternative to hardcopy handouts. The PDF format is accessible on both Windows and MAC platforms using [Adobe Reader](#), or the fast and simple open-source reader for Windows called [Sumatra](#).

Elementary Storytelling in iTunes

View all 21 digital stories from El Paso ISD teachers and students




Elementary Storytelling illustrates how video and audio tools are used to tell a story - a digital story. Curriculum topics chosen by the teacher vary from class field trips to the reenactment of historical or current events.

Some digital stories include the entire class, while others use a smaller group of selected students. Video length is generally 2 to 10 minutes.

[View In iTunes](#)

[Using Paint for Math-Science-Lang Arts](#)
[Using HP webcam for Digital Storytelling](#)
[Windows 7 Features](#)



Select Template

WebQuest Template

Title of Lesson

A WebQuest for [Subject]

Designed by [Name Here]
[E-mail Address Here]

Introduction

This document should be written with the student as the intended audience. Write a short paragraph here to introduce the activity or lesson to the students. If there is a role or scenario involved (e.g., "You are a detective trying to identify the mysterious poet.") then here is where you'll set the stage. If there's no motivational intro like that, use this section to provide a short advance organizer or overview. Remember that the purpose of this section is to both prepare and hook the reader.

It is also in this section that you'll communicate the Big Question (Essential Question, Guiding Question) that the whole WebQuest is centered around.

The Task

Describe crisply and clearly what the end result of the learners' activities will be. The task could be a:

- problem or mystery to be solved;
- position to be formulated and defended;
- product to be designed;
- complexity to be analyzed;
- personal insight to be articulated;
- summary to be created;
- persuasive message or journalistic account to be crafted;
- a creative work, or
- anything that requires the learners to process and *transform* the information they've gathered.

WebQuest Template

Evaluation

Describe to the learners how their performance will be evaluated. Specify whether there will be a common grade for group work vs. individual grades.

	Beginning 1	Developing 2	Accomplished 3	Exemplary 4	Score
Stated Objective or Performance	Description of identifiable performance characteristics reflecting a beginning level of performance.	Description of identifiable performance characteristics reflecting development and movement toward mastery of performance.	Description of identifiable performance characteristics reflecting mastery of performance.	Description of identifiable performance characteristics reflecting the highest level of performance.	
Stated Objective or Performance	Description of identifiable performance characteristics reflecting a beginning level of performance.	Description of identifiable performance characteristics reflecting development and movement toward mastery of performance.	Description of identifiable performance characteristics reflecting mastery of performance.	Description of identifiable performance characteristics reflecting the highest level of performance.	
Stated Objective or Performance	Description of identifiable performance characteristics reflecting a beginning level of performance.	Description of identifiable performance characteristics reflecting development and movement toward mastery of performance.	Description of identifiable performance characteristics reflecting mastery of performance.	Description of identifiable performance characteristics reflecting the highest level of performance.	

WebQuest Template

Title of Lesson

A WebQuest for [Subject]

Designed by [Name Here]
[E-mail Address Here]

Introduction


This document should be written with the student as the intended audience. Write a short paragraph here to introduce the activity or lesson to the students. If there is a role or scenario involved (e.g., "You are a detective trying to identify the mysterious poet.") then here is where you'll set the stage. If there's no motivational intro like that, use this section to provide a short advance organizer or overview. Remember that the purpose of this section is to both prepare and hook the reader.

It is also in this section that you'll communicate the Big Question (Essential Question, Guiding Question) that the whole WebQuest is centered around.

The Task

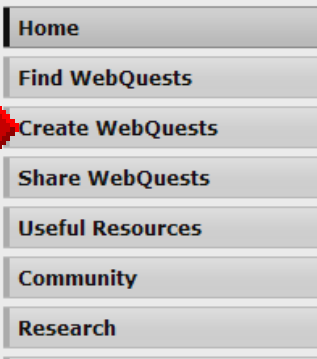
Describe crisply and clearly what the end result of the learners' activities will be. The task could be a:

- problem or mystery to be solved;
- position to be formulated and defended;
- product to be designed;
- complexity to be analyzed;
- personal insight to be articulated;
- summary to be created;
- persuasive message or journalistic account to
- a creative work, or
- anything that requires the learners to process



Based on template from [The WebQuest Page](#)

Create WebQuests – Online



Creating WebQuests

Technologically, creating a WebQuest can be very simple. As long as you can create a document with hyperlinks, you can create a WebQuest. That means that a WebQuest can be created in Word, Powerpoint, and even Excel! If you're going to call it a WebQuest, though, be sure that it has all the critical attributes.

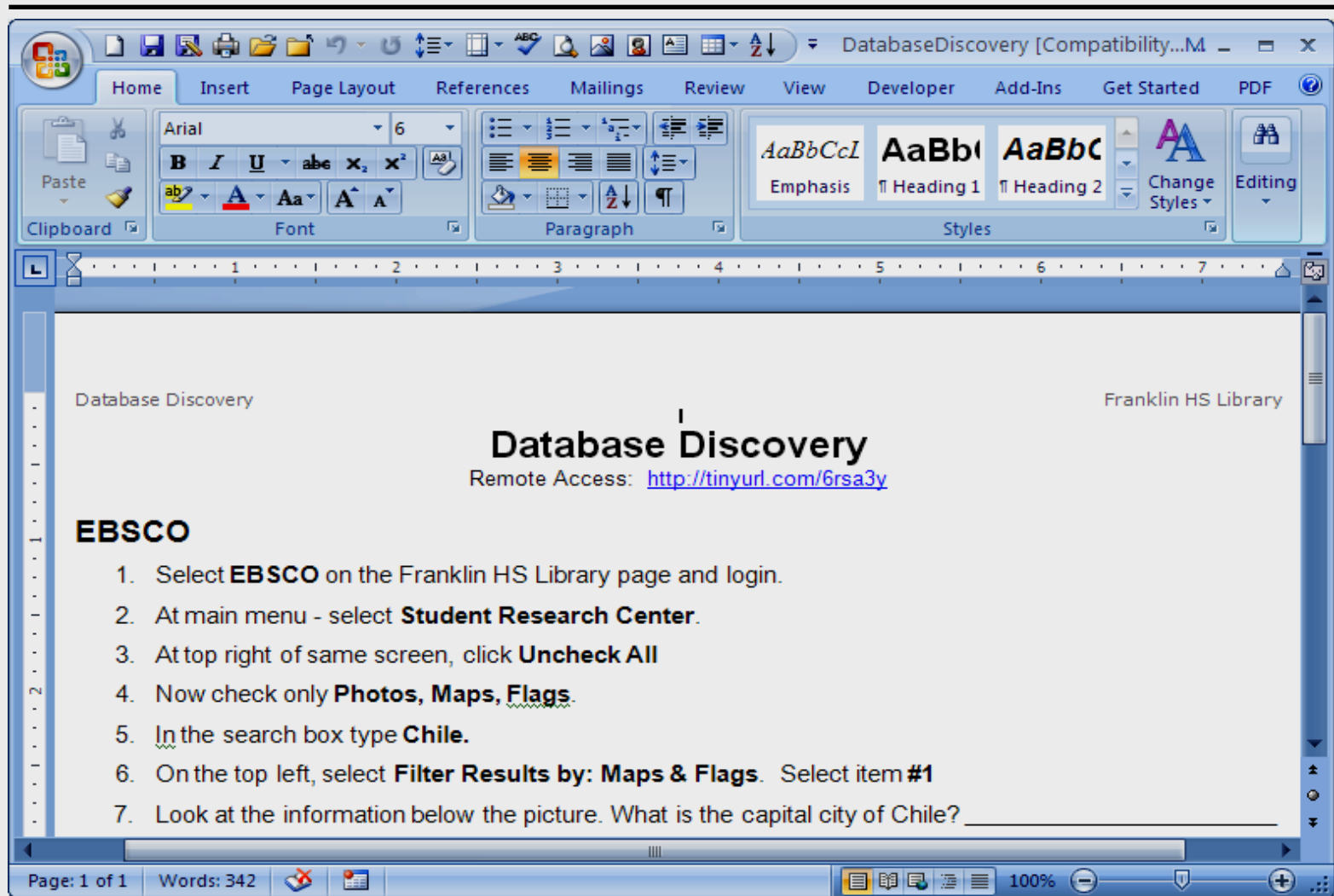
A real WebQuest....

- is wrapped around a doable and interesting task that is ideally a scaled down version of things that adults do as citizens or workers.
- requires higher level thinking, not simply summarizing. This includes synthesis, analysis, problem-solving, creativity and judgment.

- Requires higher level thinking
- Makes good use of the web

“if the web isn't at the heart of the lesson,
it's not a WebQuest” – Bernie Dodge

Create WebQuests



WebQuests

Intellectual Property

Online Handouts

Atomic Learning
Desktop Setup
EasyTech
Elementary Storytelling
Audacity
Copyright Infringement
Creating a Digital Story
Digital Cameras
EPISD Photo Release
iPod - Getting Started
Podcast Projects
Sample Movie Maker files
Syncing video iPod
Using iTunes
Video iPod
United Streaming
PowerPoint
Our 50 States
Using iPod in iTunes
Syncing iPod
WebQuests
Copyright Infringement
Database Discovery
Template
Using K-12 Databases
Britannica
EBSCO
Working Online
Word 2007

http://webclass.org


Webclass

web-based tutorials

Education and training via the internet are growing rapidly. Accessibility from home or school makes Internet handouts a viable alternative to hardcopy handouts. The PDF format is accessible on both Windows and MAC platforms using [Adobe Reader](#), or the fast and simple open-source reader for Windows called [Sumatra](#).

Elementary Storytelling in iTunes

View all 21 digital stories from El Paso ISD teachers and students



View In iTunes

Elementary Storytelling illustrates how video and audio tools are used to tell a story - a digital story. Curriculum topics chosen by the teacher vary from class field trips to the reenactment of historical or current events.

Some digital stories include the entire class, while others use a smaller group of selected students. Video length is generally 2 to 10 minutes.

Technology Webinars

using Adobe Connect

Select Working Online

Windows 7 Features

Working Online



Working Online Discussion Lesson Plan

Title: Working Online Discussion	Tool: Computer	Grade Range: K-2
Summary: In this lesson teachers use the discussion points to introduce students to EasyTech as well as networks, usernames and passwords, acceptable use policies, and intellectual property.		



Summary

Username and passwords

Acceptable Use policies

Intellectual Property

Networks



Working Online Discussion Key Points



Networks

- EasyTech is accessed online. Being online is like being connected to many other computers and having access to other information.
- If students have been on or are familiar with the Internet, explain that when they are on the Internet they are online because they have access to other online information. EasyTech is delivered over the Internet, too.

Online = using the Internet

Smart Phone **cell** technology

iPod Touch – laptop **WiFi** access

Intellectual Property



Working Online Discussion Key Points

Intellectual Property

- An important element of most acceptable use policies is respect for intellectual property. Intellectual property is anything that a person has written, drawn, or otherwise created from ideas that are their own.

Online research

Databases and search engines

Intellectual property

Cite source – MLA or APA

Copy-n-paste is **plagiarism**

Intellectual Property

Intellectual Property

- An important element of most acceptable use policies is respect for intellectual property. Intellectual property is anything that a person has written, drawn, or otherwise created from ideas that are their own.
- Have students think of some examples of intellectual property (books, art, websites, etc.). Intellectual property also includes software. Talk about how it is against intellectual property rules to copy software without buying it or without permission.
- It is important to always respect intellectual property. You cannot call something your own if you didn't create it. You also can't use or change something that isn't yours without permission.

“You cannot call something your own if you did not create it”

WebQuests

Preview K-12 Databases

Search Tools



Search Tools



Access EBSCO

<http://webclass.org>


Webclass
web-based tutorials

Google™ Custom Search Search

Atomic Learning
Desktop Setup
EasyTech
Elementary Storytelling
Audacity
Copyright Infringement
Creating a Digital Story
Digital Cameras
EPISD Photo Release
iPod - Getting Started
Podcast Projects
Sample Movie Maker files
Syncing video iPod
Using iTunes
Video iPod
United Streaming
PowerPoint
Our 50 States
Using iPod in iTunes
Syncing iPod
WebQuests
Copyright Infringement
Database Discovery
Template
Using K-12 Databases
Britannica
EBSCO
Working Online
Word 2007

Education and training via the internet are growing rapidly. Accessibility from home or school makes Internet handouts a viable alternative to hardcopy handouts. The PDF format is accessible on both Windows and MAC platforms using [Adobe Reader](#), or the fast and simple open-source reader for Windows called [Sumatra](#).

Elementary Storytelling in iTunes
View all 21 digital stories from El Paso ISD teachers and students

 Elementary Storytelling illustrates how video and audio tools are used to tell a story - a digital story. Curriculum topics chosen by the teacher vary from class field trips to the reenactment of historical or current events.

[View In iTunes](#)

Some digital stories include the entire class, while others use a smaller group of selected students. Video length is generally 2 to 10 minutes.

Technology Webinars
using Adobe Connect

Select EBSCO

Windows 7 Features

EBSCO Login

Login[EBSCO Support Site](#)

User ID
Password

[Shibboleth Login](#) [Athens Login](#)

Minimum browser requirements: Internet Explorer 6.0, Firefox 2.0, and Safari 2.0
Recommended minimum screen resolution: 1024x768



Learn more about
[EBSCO Publishing's Product & Services](#)

EBSCO Databases

Select New Service

K12 Databases



[Student Research Center](#)



[Consumer Health Complete](#)



[Kids Search - Middle & Elementary School](#)



[Salud en Espanol \(CHC Spanish Version\)](#)



[Literary Reference Center](#)



[EBSCOhost Mobile](#)



[EBSCOhost Web](#)

[History Reference Center](#)

[Science Reference Center](#)



[Natural & Alternative Treatments](#)



[Points of View](#)



[Business Searching Interface](#)



[Searchasaurus - Elementary School](#)

Student Research Center

Select New Service

K12 Databases



[Student Research Center](#)



[Consumer Health Complete](#)



[Kids Search - Middle & Elementary School](#)



[Salud en Espanol \(CHC Spanish Version\)](#)



[Literary Reference Center](#)



[EBSCOhost Mobile](#)



[EBSCOhost Web](#)

[History Reference Center](#)

[Science Reference Center](#)



[Natural & Alternative Treatments](#)



[Points of View](#)



[Business Searching Interface](#)



[Searchasaurus - Elementary School](#)

Search by Keyword

The screenshot shows the Student Research Center website. At the top, the logo "Student Research Center" is displayed with the tagline "powered by EBSCOhost". Navigation links include "Sign In", "Folder", "Preferences", "Help", and "Exit". The user is identified as "FRANKLIN HS". Below the navigation bar are buttons for "New Search", "Dictionary", "Encyclopedia", and "Teacher Resources". The "Basic Search" section is highlighted, with a red arrow pointing to the "Find:" search bar. The search bar is empty, and the "SEARCH" and "CLEAR" buttons are visible. A large text box with the text "Search by keyword" is overlaid on the search results area. The search results are organized into two rows of five items each, each with a thumbnail image and a title. The first row includes "Magazines", "Newspapers", "Books & Encyclopedias", "Biographies", and "Radio & TV News Transcripts". The second row includes "Country Reports", "State/Province", "Primary Source", "Photos, Maps & Film & Video". A "SEARCH BY TOPIC" sidebar on the left lists various subjects: Arts & Media, English & Language Arts, Business, Careers, Current Issues, Health, History, Math, Science, Social Studies, and Sports. An "Uncheck All" button is located at the top right of the search results area.

Student Research Center
powered by EBSCOhost

Sign In Folder Preferences Help Exit

FRANKLIN HS

New Search Dictionary Encyclopedia Teacher Resources

Basic Search Advanced Search Visual Search Search Other Databases Title Lists

Find: SEARCH CLEAR

Search by keyword

SEARCH BY TOPIC

- Arts & Media
- English & Language Arts
- Business
- Careers
- Current Issues
- Health
- History
- Math
- Science
- Social Studies
- Sports

Uncheck All

Magazines ☒

Newspapers ☒

Books & Encyclopedias ☒

Biographies ☒

Radio & TV News Transcripts ☒

Country Reports

State/Province

Primary Source

Photos, Maps & Film & Video

Search by Topic

 **Student Research Center**
powered by EBSCOhost

[Sign In](#) [Folder](#) [Preferences](#) [Help](#) [Exit](#)

FRANKLIN HS

[New Search](#) [Dictionary](#) [Encyclopedia](#) [Teacher Resources](#)

[Basic Search](#) [Advanced Search](#) | [Visual Search](#) | [Search Other Databases](#) | [Title Lists](#)

Find: [SEARCH](#) [CLEAR](#)

SEARCH BY TOPIC

☐

Arts & Media

☐

English & Language Arts

☐

Business

☐

Careers

☐

Current Issues

☐

Health

☐

History

☐

Math

☐

Science

☐

Social Studies

☐

Sports

Search by topic


Magazines
☒


Newspapers
☒


Books & Encyclopedias
☒


Biographies
☒


Radio & TV News Transcripts
☒


Country Reports


State/Province


Primary Source



Photos, Maps & Videos


Film & Video

Uncheck All



Keyword Search Holocaust

 **Student Research Center**
powered by EBSCOhost

[Sign In](#) [Folder](#) [Preferences](#) [Help](#) [Exit](#) Language ▼

EL PASO ISD

[New Search](#) [Dictionary](#) [Encyclopedia](#) [Teacher Resources](#)











[Basic Search](#) [Advanced Search](#) | [Visual Search](#) | [Search Other Databases](#) | [Title Lists](#)

Find: [SEARCH](#) [CLEAR](#)

SEARCH BY TOPIC

<input type="checkbox"/>	Arts & Media
<input type="checkbox"/>	English & Language Arts
<input type="checkbox"/>	Business
<input type="checkbox"/>	Careers
<input type="checkbox"/>	Current Issues
<input type="checkbox"/>	Health
<input type="checkbox"/>	History
<input type="checkbox"/>	Math
<input type="checkbox"/>	Science
<input type="checkbox"/>	Social Studies
<input type="checkbox"/>	Sports
<input type="checkbox"/>	Technology

Include when searching: [Check All](#) [Uncheck All](#)

 Magazines <input type="checkbox"/>	 Newspapers <input type="checkbox"/>	 Books & Encyclopedias <input type="checkbox"/>	 Biographies <input checked="" type="checkbox"/>	 Radio & TV News Transcripts <input type="checkbox"/>
 Country Reports <input type="checkbox"/>	 State/Province Reports <input type="checkbox"/>	 Primary Source Documents <input type="checkbox"/>	 Photos, Maps & Flags <input type="checkbox"/>	 Film & Video <input type="checkbox"/>

Define Search

 **Student Research Center**
powered by EBSCOhost

[Sign In](#) [Folder](#) [Preferences](#) [Help](#) [Exit](#)

EL PASO ISD

[New Search](#) [Dictionary](#) [Encyclopedia](#) [Teacher Resources](#)






[Basic Search](#) [Advanced Search](#) | [Visual Search](#) | [Search Other Databases](#) [Title Lists](#)

Find:

SEARCH BY TOPIC

<input type="checkbox"/>	Arts & Media
<input type="checkbox"/>	English & Language Arts
<input type="checkbox"/>	Business
<input type="checkbox"/>	Careers
<input type="checkbox"/>	Current Issues
<input type="checkbox"/>	Health
<input type="checkbox"/>	History
<input type="checkbox"/>	Math
<input type="checkbox"/>	Science
<input type="checkbox"/>	Social Studies
<input type="checkbox"/>	Sports
<input type="checkbox"/>	Technology

Include when searching:

 Magazines <input type="checkbox"/>	 Newspapers <input type="checkbox"/>	 Books & Encyclopedias <input type="checkbox"/>	 Biographies <input checked="" type="checkbox"/>	 Radio & TV News Transcripts <input type="checkbox"/>
 Country Reports <input type="checkbox"/>	 State/Province Reports <input type="checkbox"/>	 Primary Source Documents <input type="checkbox"/>	 Photos, Maps & Flags <input type="checkbox"/>	 Film & Video <input type="checkbox"/>

Search Results

Filter results by









Biographies

Results: 1-10 of 105 Page: 1 [2](#) [3](#) [4](#) [5](#) [Next](#) Sort by: Date Descending [Add \(1-10\)](#)

Narrow Results by

► Subject

Articles

1. Noam Chomsky . By: Cavanaugh, Lori. <i>Our States: U.S. Government & Civic Leaders</i> , 2011, p1-3, 3p; Reading Level (Lexile): 1340  HTML Full Text	 Add
2. Oskar Schindler . <i>Columbia Electronic Encyclopedia</i> , 6th Edition, 7/1/2010, p1-1, 1p; Reading Level (Lexile): 1260  HTML Full Text	 Add
3. Roman Polanski . <i>Columbia Electronic Encyclopedia</i> , 6th Edition, 7/1/2010, p1-1, 1p; Reading Level (Lexile): 1200  HTML Full Text	 Add
4. Chaim Grade . <i>Columbia Electronic Encyclopedia</i> , 6th Edition, 7/1/2010, p1-1, 1p  HTML Full Text	 Add

Lexile Level









Filter results by

Biographies

Results: 1-10 of 105 Page: 1 [2](#) [3](#) [4](#) [5](#) [Next](#) Sort by: Date Descending

Narrow Results by

- Subject
- Publication

1. Noam Chomsky . By: Cavanaugh, Lori. <i>Our States: U.S. Government & Civic Leaders</i> , 2011, p1-3, 3p; Reading Level (Lexile): 1340  HTML Full Text	 Add
2. Oskar Schindler . <i>Columbia Electronic Encyclopedia, 6th Edition</i> , 7/1/2010, p1-1, 1p; Reading Level (Lexile): 1260  HTML Full Text	 Add
3. Roman Polanski . <i>Columbia Electronic Encyclopedia, 6th Edition</i> , 7/1/2010, p1-1, 1p; Reading Level (Lexile): 1260  HTML Full Text	 Add
4. Chaim Grade . <i>Columbia Electronic Encyclopedia, 6th Edition</i> , 7/1/2010, p1-1, 1p  HTML Full Text	 Add

Lexile Level

Grade	Text Measures (from the Lexile Map)
Grade 1	200 to 400
Grade 2	300 to 500
Grade 3	500 to 700
Grade 4	650 to 850
Grade 5	750 to 950
Grade 6	850 to 1050
Grade 7	950 to 1075
Grade 8	1000 to 1100
Grade 9	1050 to 1150
Grade 10	1100 to 1200
Grade 11 & 12	1100 to 1300

Find Oskar Schindler

Filter results by

Biographies

Results: 1-10 of 105 Page: 1 [2](#) [3](#) [4](#) [5](#) [Next](#) Sort by: Date Descending [Add \(1-10\)](#)

Narrow Results by

- Subject
- Publication

1. Noam Chomsky . By: Cavanaugh, Lori. <i>Our States: U.S. Government & Civic Leaders</i> , 2011, p1-3, 3p; Reading Level (Lexile): 1340 HTML Full Text	Add
2. Oskar Schindler . <i>Columbia Electronic Encyclopedia</i> , 6th Edition, 7/1/2010, p1-1, 1p; Reading Level (Lexile): 1260 HTML Full Text	Add
3. Roman Polanski . <i>Columbia Electronic Encyclopedia</i> , 6th Edition, 7/1/2010, p1-1, 1p; Reading Level (Lexile): 1200 HTML Full Text	Add

Click **HTML Full Text**

Oskar Schindler

Oskar Schindler

Contents

[Bibliography](#)

Schindler, Oskar, 1908–74, German industrialist who saved more than a thousand Jews during [Holocaust](#). A Catholic and a member of the National Socialist (Nazi) party, Schindler relocated (1939) to Kraków, in German-occupied Poland, and established an armament factory whose workers included Jewish laborers from Nazi camps. Resolving to save as many as Jews possible from the "final solution," he ingratiated himself with Nazi officials and employed as many Jews as he could get, listing them as skilled industrial workers when they were not (some were children) and housing them in his own facility. In 1943, after the Kraków ghetto was destroyed, Schindler created a safe sub-camp at his factory.

In 1944, as more Jews were consigned to death camps, Schindler drew up a list of some 1,100, as many as he could afford to obtain, and had them sent to his labor camp in Czechoslovakia, supposedly to produce essential munitions. After Russians liberated the camp (1945), its inmates scattered throughout the world, many immigrating to Israel. Schindler, impoverished by his efforts, received aid from a Jewish welfare group, immigrated to Argentina, and later returned to West Germany. Honored by Israel, he was buried in Jerusalem. His story formed the basis for Thomas [Keneally's](#) *Schindler's Ark* (1982, American title *Schindler's List*) and the subsequent Steven [Spielberg](#) film (1993).

Citation

[Bibliography](#)

See T. Keneally, *Searching for Schindler* (2008); biography by D. M. Crowe (2004); T. Fensch, ed., *Oskar Schindler and His List* (1995); P. Mietek, *The Road to Rescue* (2008).

Oskar Schindler

Oskar Schindler

Contents

[Bibliography](#)

Schindler, Oskar, 1908–74, German industrialist who saved more than a thousand Jews during [Holocaust](#). A Catholic and a member of the National Socialist (Nazi) party, Schindler relocated (1939) to Kraków, in German-occupied Poland, and established an armament factory whose workers included Jewish laborers from Nazi camps. Resolving to save as many as Jews possible from the "final solution," he ingratiated himself with Nazi officials and employed as many Jews as he could get, listing them as skilled industrial workers when they were not (some were children) and housing them in his own facility. In 1943, after the Kraków ghetto was destroyed, Schindler created a safe sub-camp at his factory.

**Reading is major role
online research activity**

buried in Jerusalem. His story formed the basis for Thomas [Keneally's](#) *Schindler's Ark* (1982, American title *Schindler's List*) and the subsequent Steven [Spielberg](#) film (1993).

[Bibliography](#)

See T. Keneally, *Searching for Schindler* (2008); biography by D. M. Crowe (2004); T. Fensch, ed., *Oskar Schindler and His List* (1995); P. Mietek, *The Road to Rescue* (2008).

Oskar Schindler

Oskar Schindler

Contents

[Bibliography](#)

Schindler, Oskar, 1908–74, German industrialist who saved more than a thousand Jews during [Holocaust](#). A Catholic and a member of the National Socialist (Nazi) party, Schindler relocated (1939) to Kraków, in German-occupied Poland, and established an armament factory whose workers included Jewish laborers from Nazi camps. Resolving to save as many as Jews possible from the "final solution," he ingratiated himself with Nazi officials and employed as many Jews as he could get, listing them as skilled industrial workers when they were not (some were children) and housing them in his own facility. In 1943, after the Kraków ghetto was destroyed, Schindler created a safe sub-camp at his factory.

Schindler rescued how many people for his factory? _____

What country was his factory located? _____

Online Search Activity



Kids Search

Select New Service

K12 Databases



[Student Research Center](#)



[EBSCOhost Web](#)

[History Reference Center](#)

[Science Reference Center](#)



[Consumer Health Complete](#)



[Natural & Alternative Treatments](#)



[Kids Search - Middle & Elementary School](#)



[Points of View](#)



[Salud en Espanol \(CHC Spanish Version\)](#)



[Business Searching Interface](#)



[Literary Reference Center](#)



[Searchasaurus - Elementary School](#)



[EBSCOhost Mobile](#)

Searchasaurus

Select New Service

K12 Databases



[Student Research Center](#)



[Consumer Health Complete](#)



[Kids Search - Middle & Elementary School](#)



[Salud en Espanol \(CHC Spanish Version\)](#)



[Literary Reference Center](#)



[EBSCOhost Mobile](#)



[EBSCOhost Web](#)

[History Reference Center](#)

[Science Reference Center](#)



[Natural & Alternative Treatments](#)



[Points of View](#)



[Business Searching Interface](#)



[Searchasaurus - Elementary School](#)



Access Britannica

<http://webclass.org>

Webclass
web-based tutorials

Google™ Custom Search

Atomic Learning

Desktop Setup

EasyTech

Elementary Storytelling

Audacity

Copyright Infringement

Creating a Digital Story

Digital Cameras

EPISD Photo Release

iPod - Getting Started

Podcast Projects

Sample Movie Maker files

Syncing video iPod

Using iTunes

Video iPod

United Streaming

PowerPoint

Our 50 States

Using iPod in iTunes

Syncing iPod

WebQuests

Copyright Infringement

Database Discovery

Template

Using K-12 Databases

Britannica

EBSCO


Working Online

Word 2007

Education and training via the internet are growing rapidly. Accessibility from home or school makes Internet handouts a viable alternative to hardcopy handouts. The PDF format is accessible on both Windows and MAC platforms using [Adobe Reader](#), or the fast and simple open-source reader for Windows called [Sumatra](#).

Elementary Storytelling in iTunes

View all 21 digital stories from El Paso ISD teachers and students



[View In iTunes](#)

Elementary Storytelling illustrates how video and audio tools are used to tell a story - a digital story. Curriculum topics chosen by the teacher vary from class field trips to the reenactment of historical or current events.

Some digital stories include the entire class, while others use a smaller group of selected students. Video length is generally 2 to 10 minutes.

Technology Webinars



Using HP webcam for Digital Storytelling
Windows 7 Features

Select Britannica

Britannica Online



Britannica Online *School Edition* PreK-12





Thank you for visiting *Encyclopædia Britannica Online School Edition*. We're sorry, but we were unable to authenticate your access.

If you know your username and password, please enter them below. *(Please note, passwords are case sensitive.)*

Username **franklin1**

Password: **franklin1**

Log in and Store Password

Britannica Online



»Welcome...Choose a Level to Explore, Search, and Learn.



Elementary School

[View this level ►](#)

Search Level-Appropriate Reference Articles, Journals and Magazines, the Web's Best Sites, Multimedia, and Curriculum Content.

→ Merriam-Webster Dictionary
→ World Atlas → Workspace
→ plus **Britannica Learning Zone** > FOR PREK-2



Middle School

[View this level ►](#)

Search Level-Appropriate Reference Articles, Journals and Magazines, the Web's Best Sites, Multimedia, and Curriculum Content.

→ Merriam-Webster Dictionary
→ World Atlas
→ Workspace



High School

[View this level ►](#)

Search Level-Appropriate Reference Articles, Journals and Magazines, the Web's Best Sites, Multimedia, and Curriculum Content.

→ Merriam-Webster Dictionary
→ World Atlas
→ Workspace

 **Search All Levels »** [GO ►](#)

» [Additional Databases](#)


Elementary

 Britannica Online *School Edition* PreK-12

[HOME](#) [DICTIONARY](#) [LEARNING MATERIALS](#) [TEACHERS' RESOURCES](#) [WORKSPACE](#) [GUIDED TOUR](#) [HELP](#)




» Welcome... Choose a Level to Explore, Search, and Learn.

 **Elementary School** [View this level ▶](#)


Search Level-Appropriate Reference Articles, Journals and Magazines, the Web's Best Sites, Multimedia, and Curriculum Content.

- Merriam-Webster Dictionary
- World Atlas
- plus *Britannica Learning*

 **Middle School**

Search Level-Appropriate Reference Articles, Journals and Magazines, the Web's Best Sites, Multimedia, and Curriculum Content.

Select
View this level

 **High School** [View this level ▶](#)


Search Level-Appropriate Reference Articles, Journals and Magazines, the Web's Best Sites, Multimedia, and Curriculum Content.

- Merriam-Webster Dictionary
- World Atlas
- Workspace

 **Search All Levels »** [GO ▶](#)


» [Additional Databases](#)


Search

 Britannica Online *School Edition* PreK-12

HOME | DICTIONARY | LEARNING MATERIALS | TEACHERS' RESOURCES | WORKSPACE | GUIDED TOUR | HELP


ELEMENTARY SCHOOL

**SEARCH**











☒ Elementary Encyclopedia
☐ Dictionary & Thesaurus


Suggested Searches:
[Zeus](#) | [Iowa](#) | [Inca](#)





EXPLORE TOPICS

 Arts	Religion 
 Geography	Science 
 Language Arts	Social Studies 
 Mathematics	Sports 

Search Results

**Britannica Online** *School Edition* **PreK-12**


ELEMENTARY SCHOOL


 **SEARCH** 



[HOME](#) [DICTIONARY](#) [LEARNING MATERIALS](#) [TEACHERS' RESOURCES](#) [WORKSPACE](#) [GUIDED TOUR](#) [HELP](#)

Elementary Encyclopedia

Results 1-10 of 138.



[Ice Age](#) 
An ice age is a time when thick **ice** sheets called glaciers cover huge areas of the **ice** age may last for millions of years and can cause big changes to Earth's surface. **Ice** ages have happened a number of times throughout Earth's history.



[Hockey, Ice](#) 
 **Ice** hockey is played on an **ice** surface called an ice rink. The ice moves with the players. Six players compete to score goals. They move the puck—a small, hard disk of ice—across the ice.
View: [Article](#) | [Images](#)

Additional Content

- [Journals and magazines](#)
- [The Web's Best Sites](#)

Multimedia
Results 1-3 of 312.
[hockey, ice: NHL rink](#)

[ice age: North American ice sheets](#)


Several classifications

Search Results



The screenshot shows the Britannica Online School Edition interface. At the top, there's a navigation bar with the site logo, 'Britannica Online School Edition PreK-12', and 'ELEMENTARY SCHOOL'. Below this is a search bar with the word 'ice' entered and a 'GO' button. To the right of the search bar is a 'Search Tips' link. Below the search bar is a horizontal menu with links: HOME, DICTIONARY, LEARNING MATERIALS, TEACHERS' RESOURCES, WORKSPACE, GUIDED TOUR, and HELP. The main content area is titled 'Elementary Encyclopedia' and shows 'Results 1-10 of 138.' A red arrow points to the first result, which is about 'ice age'. The text of the first result is partially visible: 'An ice age is a time when thick ice sheets called glaciers cover huge areas of land. An ice age may last for millions of years and can cause big changes to the number of times throughout Earth's history when the climate is cold enough for ice to cover most of the Earth's surface. Ice ages occur in cycles that last about 100,000 years. The last ice age ended about 12,000 years ago. Today, ice covers most of Antarctica and Greenland, and smaller areas in the Arctic and the mountains. Ice is also found in glaciers and ice sheets. Ice is a team sport. It is usually played on an ice rink. Hockey players wear ice skates and use sticks to move the puck across the ice. Two teams of six players compete to score the most points, or goals. A team scores when it moves the puck—a small, hard ...'. Below the text are links for 'View: Article | Images'. On the right side, there are two sections: 'Additional Content' with links for 'Journals and magazines' and 'The Web's Best Sites', and 'Multimedia' with 'Results 1-3 of 312.' and links for 'hockey, ice: NHL rink', 'ice age: North American ice sheets', and a map of the United States showing ice coverage.

Britannica Online *School Edition* PreK-12

ELEMENTARY SCHOOL

SEARCH ice GO Search Tips

HOME DICTIONARY LEARNING MATERIALS TEACHERS' RESOURCES WORKSPACE GUIDED TOUR HELP

Elementary Encyclopedia

Results 1-10 of 138.

An ice age is a time when thick **ice** sheets called glaciers cover huge areas of land. An **ice** age may last for millions of years and can cause big changes to the number of times throughout Earth's history when the climate is cold enough for ice to cover most of the Earth's surface. Ice ages occur in cycles that last about 100,000 years. The last ice age ended about 12,000 years ago. Today, ice covers most of Antarctica and Greenland, and smaller areas in the Arctic and the mountains. Ice is also found in glaciers and ice sheets. Ice is a team sport. It is usually played on an ice rink. Hockey players wear **ice** skates and use sticks to move the puck across the **ice**. Two teams of six players compete to score the most points, or goals. A team scores when it moves the puck—a small, hard ...

View: [Article](#) | [Images](#)

Additional Content

- ▶ [Journals and magazines](#)
- ▶ [The Web's Best Sites](#)

Multimedia

Results 1-3 of 312.

[hockey, ice: NHL rink](#)

[ice age: North American ice sheets](#)



Search Results



Britannica Online *School Edition* PreK-12 **ELEMENTARY SCHOOL**

SEARCH [GO](#) [Search Tips](#)

[HOME](#) [DICTIONARY](#) [LEARNING MATERIALS](#) [TEACHERS' RESOURCES](#) [WORKSPACE](#) [GUIDED TOUR](#) [HELP](#)

Elementary Encyclopedia

Results 1-10 of 138.

[Ice Age](#) → 

An **ice** age is a time when much of the land is covered by ice. An **ice** age may last for thousands of years. Ice ages have shaped Earth's surface. **Ice** ages have also shaped human history.

[Hockey, Ice](#) → 



Ice hockey is a fast-moving team sport. It is usually played on an **ice** surface called a rink. Hockey players wear **ice** skates and move with great speed and skill across the **ice**. Two teams of six players compete to score the most points, or goals. A team scores when it moves the puck—a small, hard ...

View: [Article](#) | [Images](#)

Additional Content

- ▶ [Journals and magazines](#)
- ▶ [The Web's Best Sites](#)

Multimedia

Results 1-3 of 312.

[hockey, ice: NHL rink](#)



[ice age: North American ice sheets](#)





Results Options

Elementary Encyclopedia


Ice Age →

[Curriculum Standards](#) [Save to Workspace](#) [Print Article](#) [E-mail Article](#) [Cite Article](#)

[Hide Audio Tool](#) [Spanish Translator](#)

  An ice age is a time when thick ice sheets called [glaciers](#) cover huge areas of land. An ice age may last for millions of years and can cause big changes to [Earth's](#) surface. Ice ages have happened a number of times throughout Earth's history.

The Latest Ice Age

 **More information:**

- ▶ [Images & Media](#)
- ▶ [Journals & Magazines](#)
- ▶ [The Web's Best Sites](#)

Workspace Projects

Project 1 ▼


Read Aloud

Elementary Encyclopedia

Ice Age →

[Curriculum Standards](#)[Save to Workspace](#)[Print Article](#)[E-mail Article](#)[Cite Article](#)

[Hide Audio Tool](#)[Spanish Translator](#)


  An ice age is a time when thick ice sheets called glaciers cover huge areas of land. An ice age may last for millions of years and can cause big changes to Earth's surface. Ice ages have happened a number of times throughout Earth's history.



More information:

- ▶ [Images & Media](#)
- ▶ [Journals & Magazines](#)
- ▶ [The Web's Best Sites](#)

Workspace Projects

Project 1 

Click **Play** button

WebQuests

**Taking and
Creating**

Using a WebQuest

1. **Guided step-by-step activity**
2. **Students stay focused**
3. **Fill-in-the-blank format**
4. **Easy to grade**
5. **Technology integration**
 - Internet browser
 - Using menus + searching skills
 - Mouse and keyboard techniques

Database Discovery

<http://webclass.org>



Google™ Custom Search

Education and training via the internet are growing rapidly. Accessibility from home or school makes Internet handouts a viable alternative to hardcopy handouts. The PDF format is accessible on both Windows and MAC platforms using [Adobe Reader](#), or the fast and simple open-source reader for Windows called [Sumatra](#).

Elementary Storytelling in iTunes

View all 21 digital stories from El Paso ISD teachers and students



[View In iTunes](#)

Elementary Storytelling illustrates how video and audio tools are used to tell a story - a digital story. Curriculum topics chosen by the teacher vary from class field trips to the reenactment of historical or current events.

Some digital stories include the entire class, while others use a smaller group of selected students. Video length is generally 2 to 10 minutes.

Technology Webinars

using Adobe Connect



[Creating PDF files using Office 2007](#)
[Customizing Quick-Access Toolbar in Office 2007](#)
[Using Paint for Math-Science-Lang Arts](#)
[Using HP webcam for Digital Storytelling](#)
[Windows 7 Features](#)

Atomic Learning

Desktop Setup

EasyTech

Elementary Storytelling

- Audacity
- Copyright Infringement
- Creating a Digital Story
- Digital Cameras
- EPISD Photo Release
- iPod - Getting Started
- Podcast Projects
- Sample Movie Maker files
- Syncing video iPod
- Using iTunes

Video iPod

- United Streaming
- PowerPoint
- Our 50 States
- Using iPod in iTunes
- Syncing iPod

WebQuests

- Copyright Infringement
- Database Discovery
- Template
- Using K-12 Databases
- Britannica
- EBSCO
- Working Online

Word 2007

Database Discovery

EBSCO

1. Select **EBSCO** on the Franklin HS Library page and
2. At main menu - select **Student Research Center**.
3. At top right of same screen, click **Uncheck All**
4. Now check only **Photos, Maps, Flags**.
5. In the search box, type **Chile** – click **Search**.
6. On the top left, select **Filter Results by: Maps & Fla**
7. Look at the information below the picture. What is the
8. What is the predominate religious denomination? _____ #2 _____
9. What is life expectancy of males _____ and females _____ based on what year _____?

Online search
activity

Math
English
Science
Social Studies

Encyclopedia Britannica

1. Select **Encyclopedia Britannica** on the Franklin HS Library page and login. Select levels at bottom.
2. **Select HS**: On right side of the screen, look at **Biography of the Day**. Write the name of the featured person with a brief description _____

Database Discovery

EBSCO

1. Select **EBSCO** on the Franklin HS Library page and login.
2. At main menu - select **Student Research Center**.
3. At top right of same screen, click **Uncheck All**
4. Now check only **Photos, Maps, Flags**.
5. In the search box, type **Chile** – click **Search**.
6. On the top left, select **Filter Results by: Maps & Flags**. Select item #1
7. Look at the information below the picture. What is the capital city of Chile? _____
8. What is the predominate religious denomination? _____ #2 _____

1. Follow each guided step
2. Every mouse click is an activity
3. Write search results in the blank

WebQuests

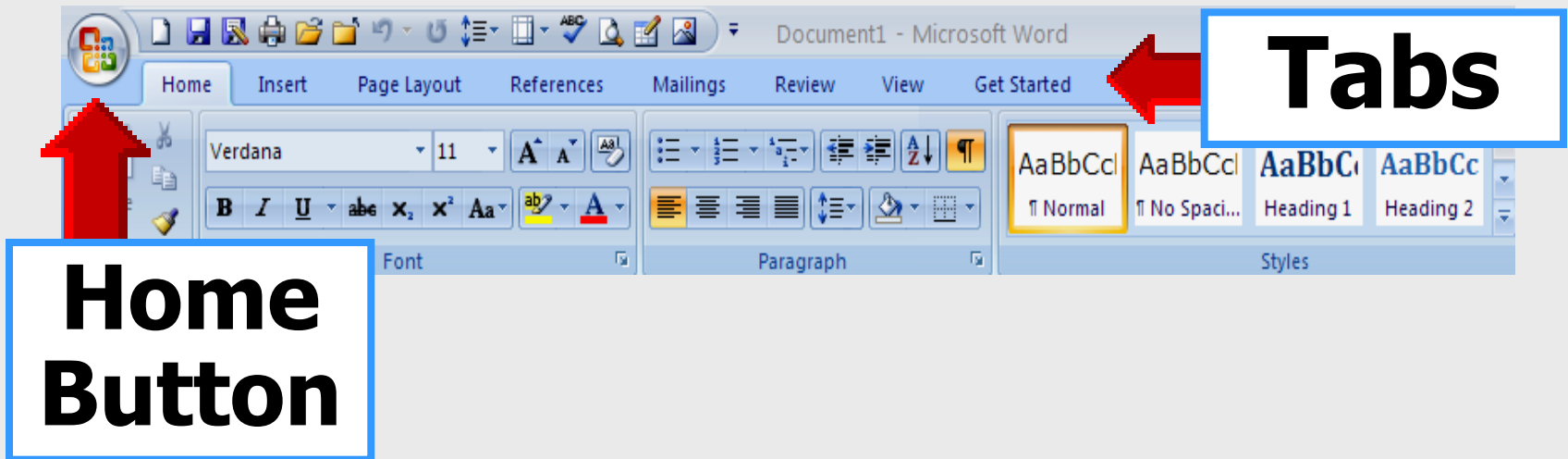
**Microsoft
Word 2007**

Word 2007

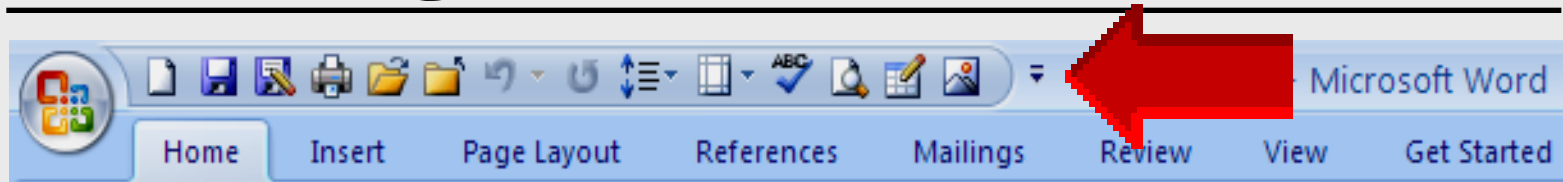
- **Open Word**

Click **Start** — **Microsoft Word 2007**

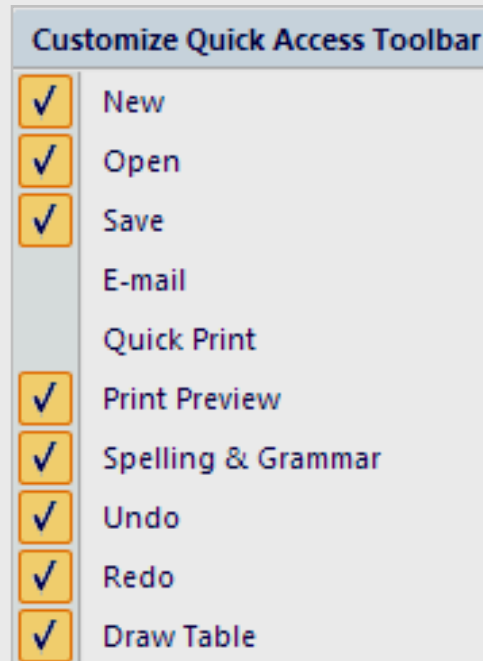
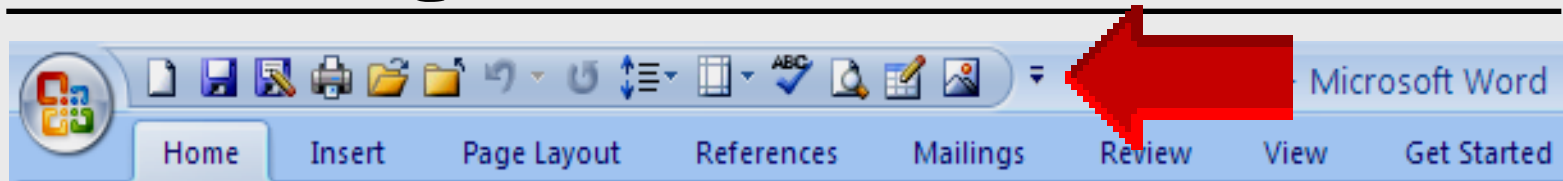
- **The Ribbon**



Quick Access Toolbar



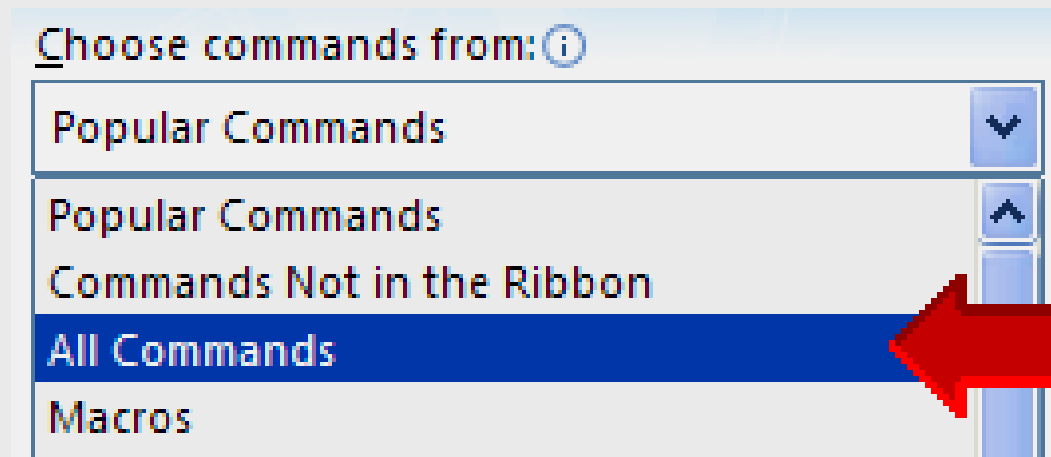
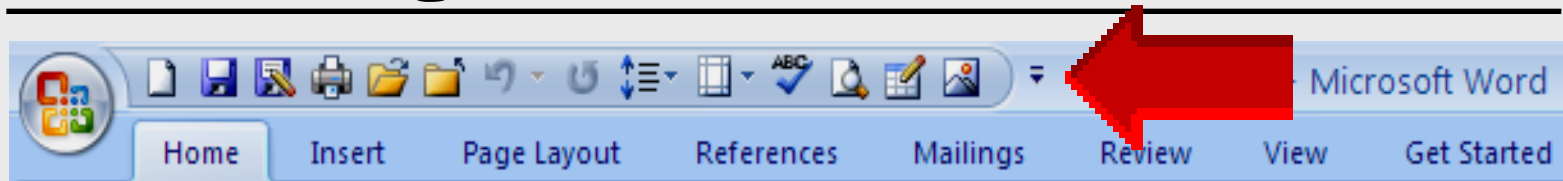
Quick Access Toolbar



More Commands

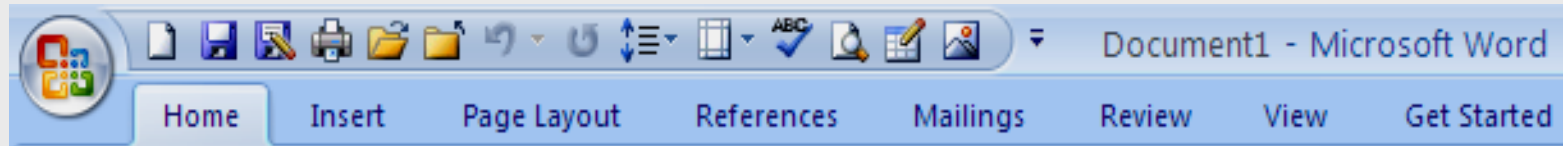
Minimize the Ribbon

Quick Access Toolbar

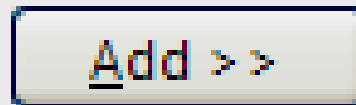


Use pull-down menu
Select All Commands

Quick Access Toolbar



New



Open

Clipart and Close

Save

Insert Picture from File

Print Preview

Line spacing

Spelling

Margins

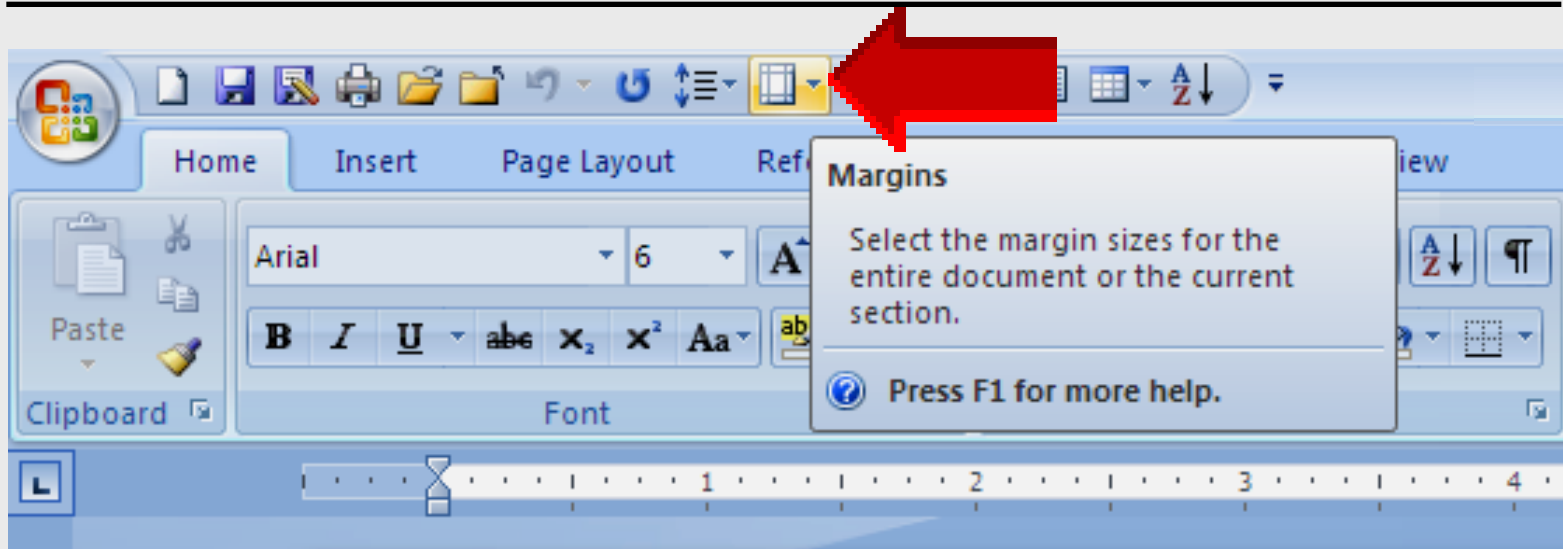
Undo — Redo

Print — File Print

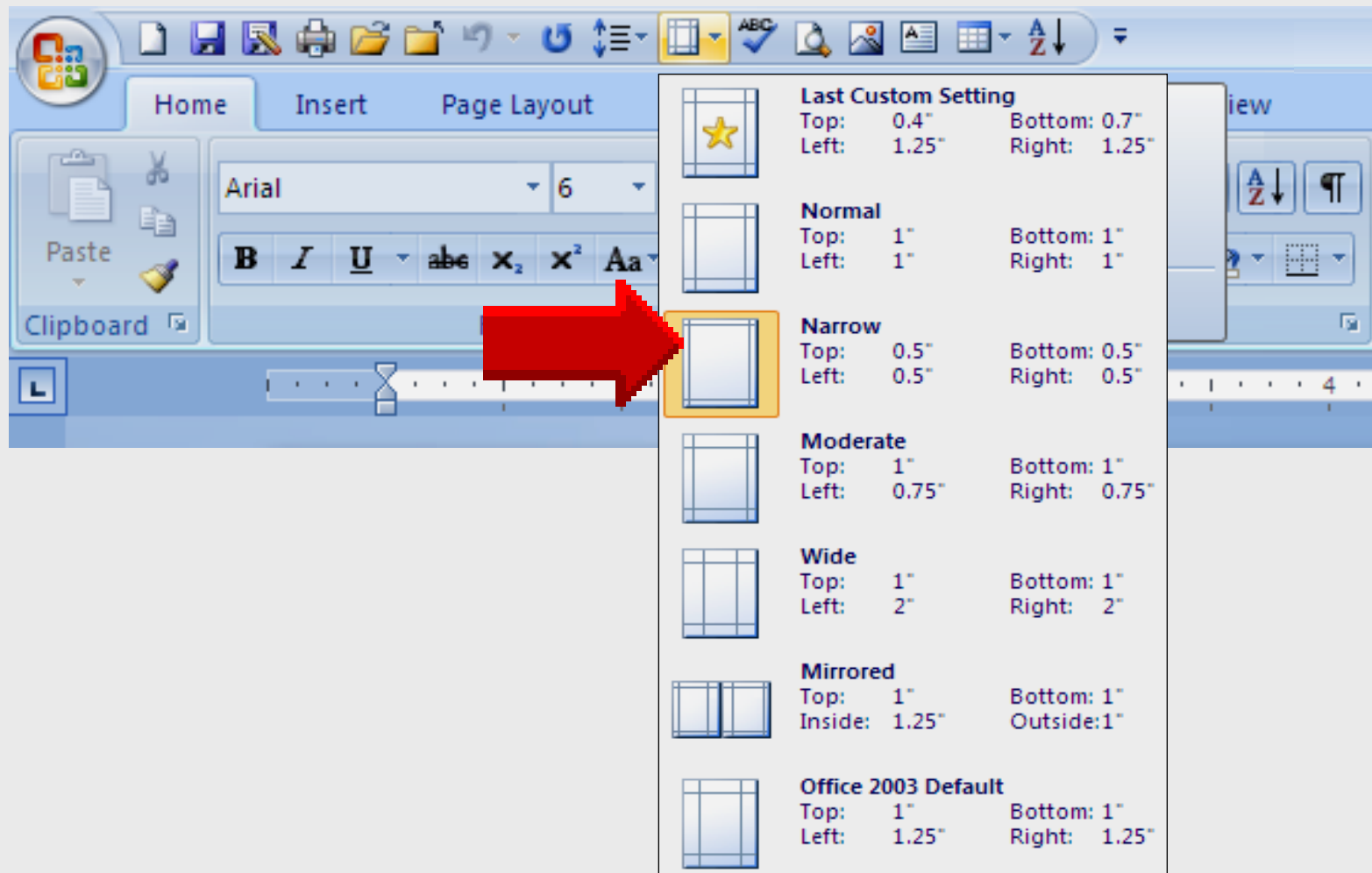
Draw Table

Save As

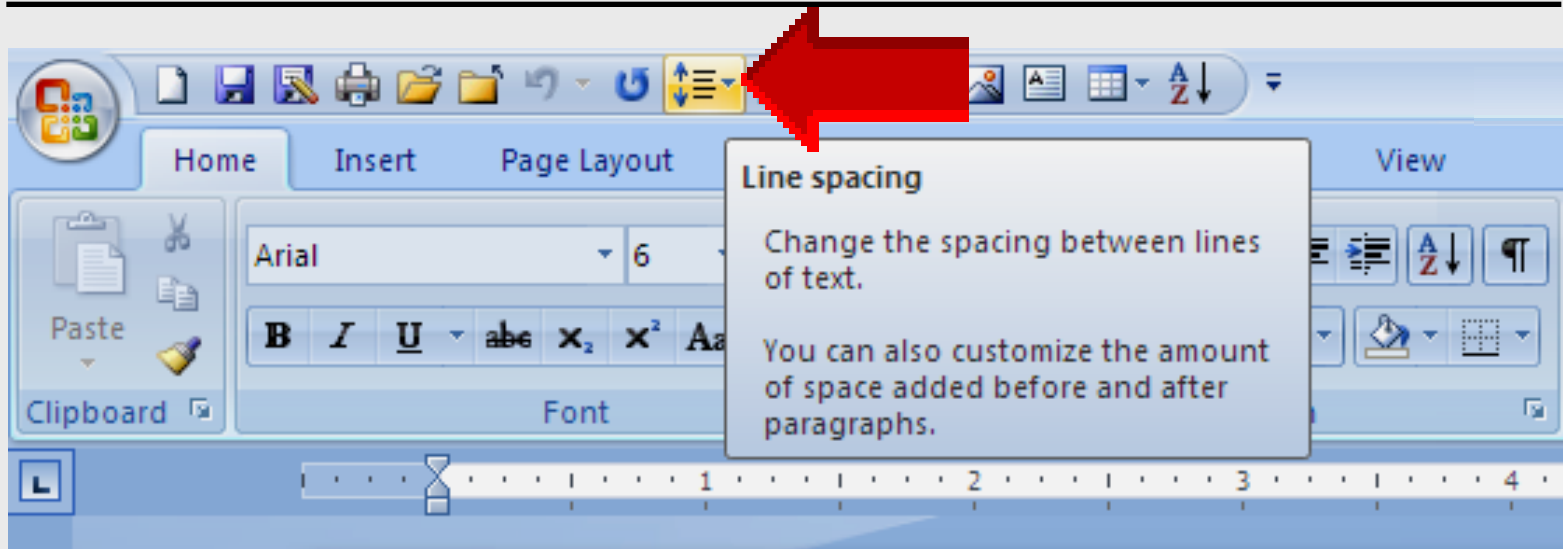
Set Margins



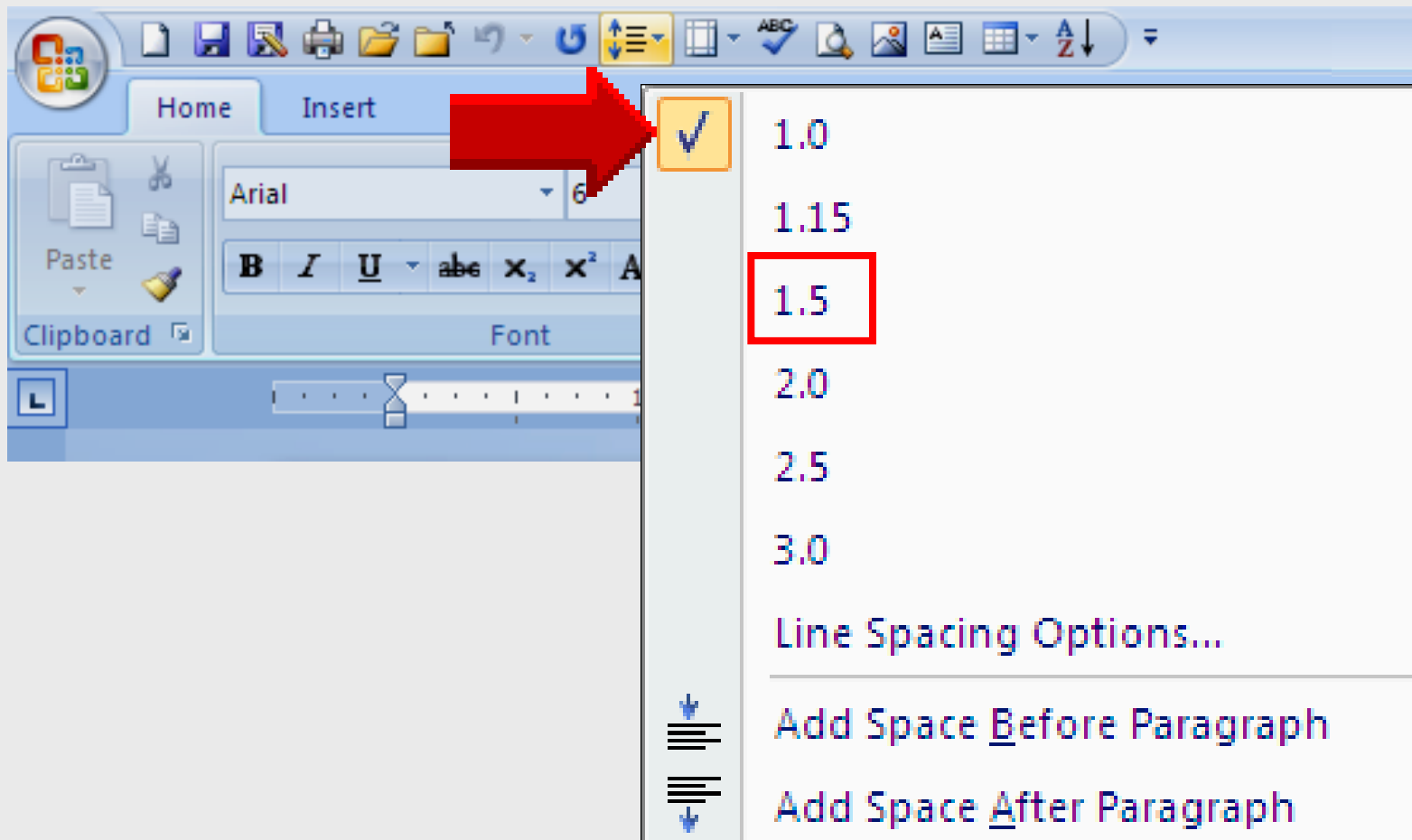
Set Margins



Select Line Spacing

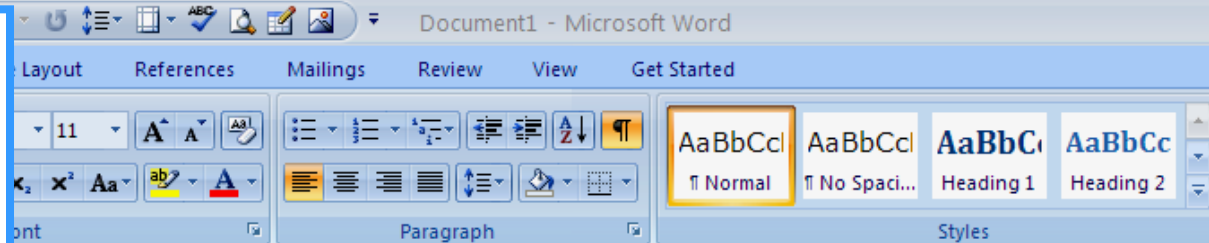


Select Line Spacing



Format WebQuest

Use
Number
bullets



Database Discovery
Remote Access: <http://tinyurl.com/6rsa3y>

Franklin HS Library

Center title
Font size 18

1. Select **EBSCO** on the Franklin HS Library page and login.
2. At main menu - select **Student Research Center**.
3. At top right of same screen, click **Uncheck All**
4. Now check only **Photos, Maps, Flags**.
5. In the search box type **Chile**.
6. On the top left, select **Filter Results by: Maps & Flags**. Select item **#1**
7. Look at the information below the picture. What is the capital city of Chile? _____
8. What is the predominate religious denomination? _____
9. What is life expectancy of males _____ and females _____ based on what year _____?

Create WebQuest

- Select **EBSCO** or **Britannica**
- Search database for topic that students can research online
- Create **10** online activities
- Each mouse click is an activity

WebQuest Template

Database Discovery

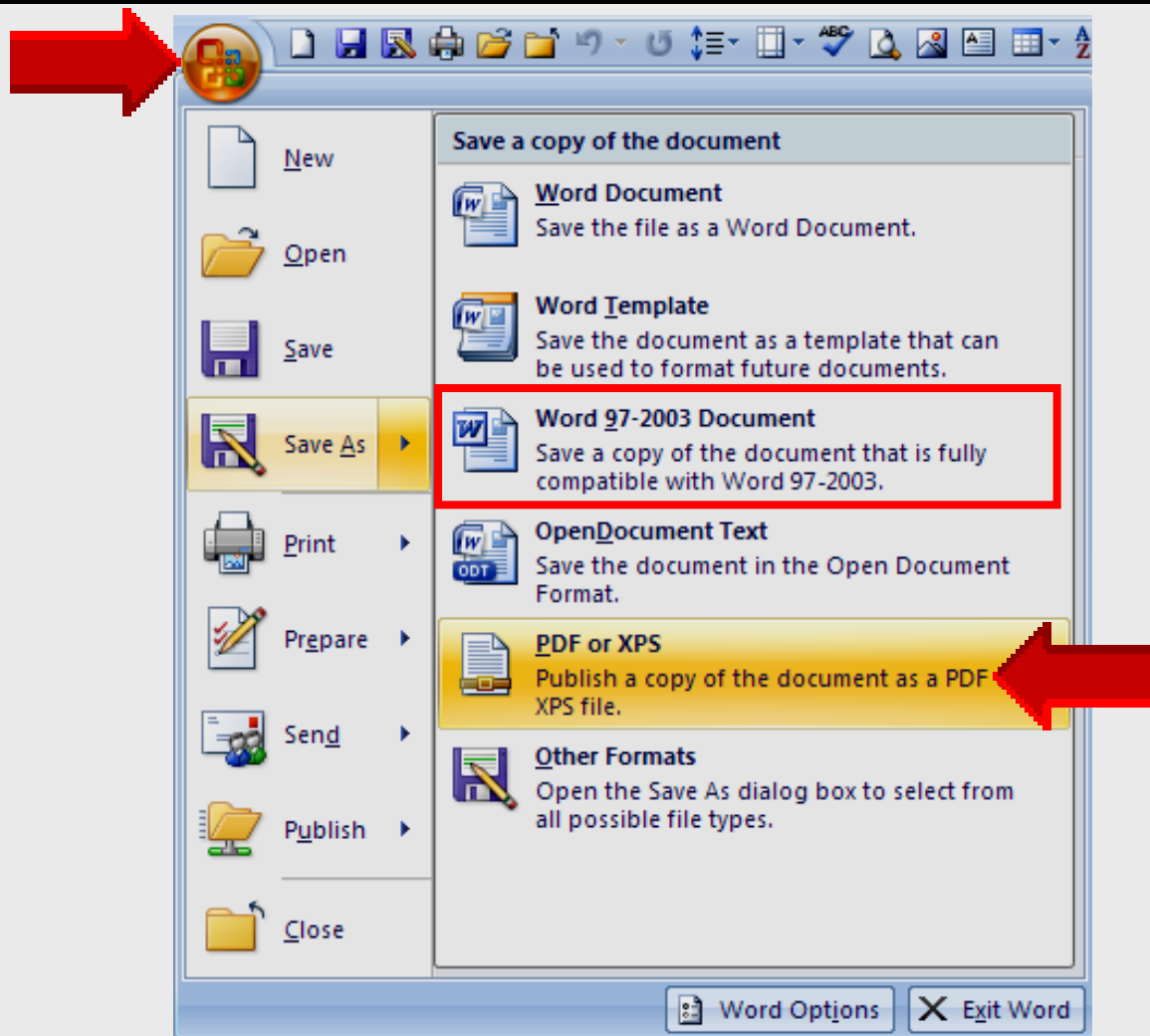
EBSCO

1. Select **EBSCO** on the Franklin HS Library page and login.
2. At main menu - select **Student Research Center**.
3. At top right of same screen, click **Uncheck All**
4. Now check only **Photos, Maps, Flags**.
5. In the search box, type **Chile** – click **Search**.
6. On the top left, select **Filter Results by: Maps & Flags**. Select item **#1**
7. Look at the information below the picture. What is the capital city of Chile? _____
8. What is the predominate religious denomination? _____ #2 _____
9. What is life expectancy of males _____ and females _____ based on what year _____?

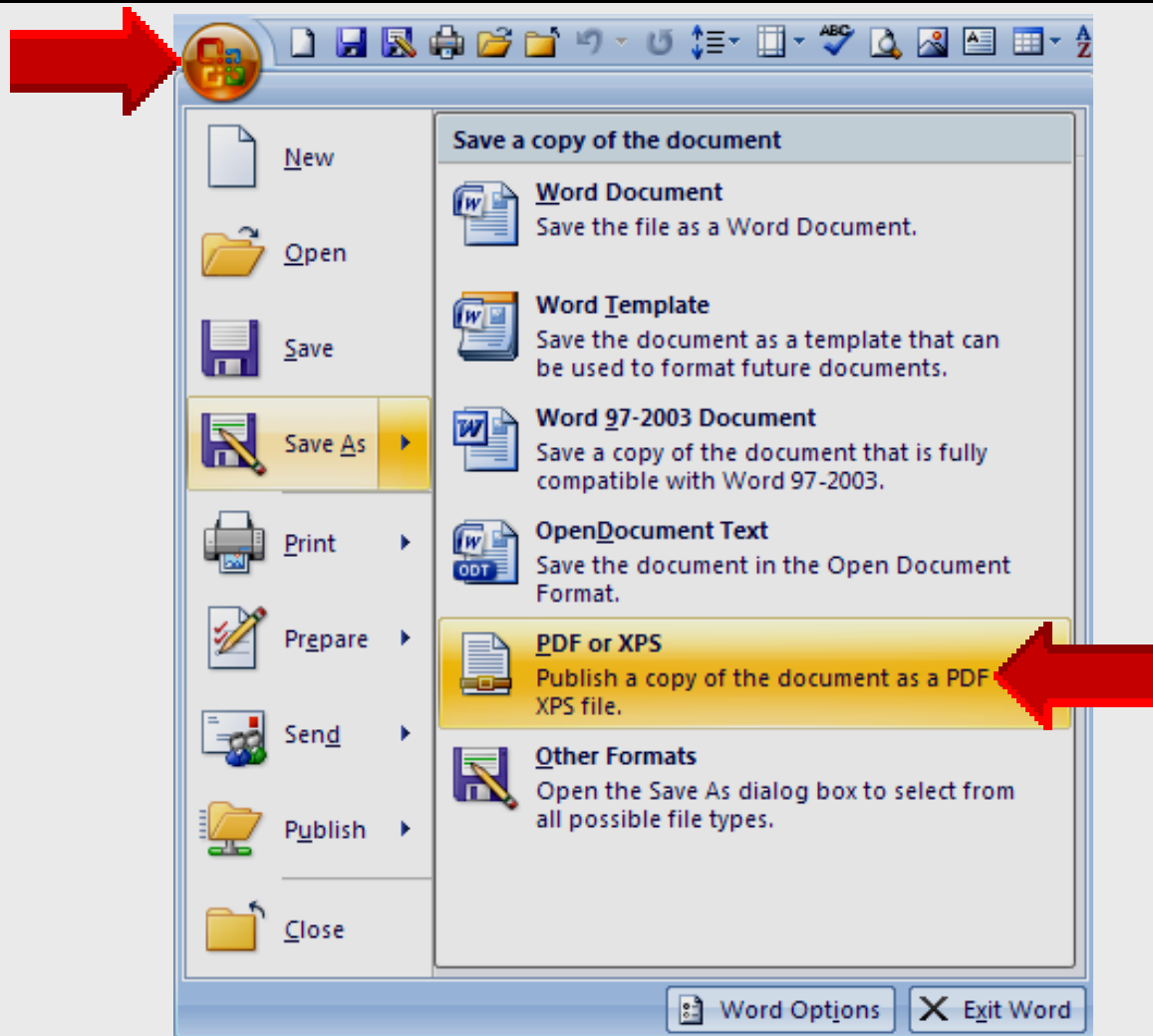
Encyclopedia Britannica

1. Select **Encyclopedia Britannica** on the Franklin HS Library page and login. Select levels at bottom.
2. **Select HS**: On right side of the screen, look at **Biography of the Day**. Write the name of the featured person with a brief description _____

Word PDF



Portable Document Format



Online Handouts

<http://webclass.org>

Webclass
web-based tutorials

Google™ Custom Search

Search

Atomic Learning

Desktop Setup

EasyTech

Elementary Storytelling

Audacity

Copyright Infringement

Creating a Digital Story

Digital Cameras

EPISD Photo Release

iPod – Getting Started

Podcast Projects

Sample Movie Maker files

Syncing video iPod

Using iTunes

Video iPod

United Streaming

PowerPoint

Our 50 States

Using iPod in iTunes

Syncing iPod

WebQuests

Copyright Infringement

Database Discovery

Template

Using K-12 Databases

Britannica

EBSCO


Working Online

Word 2007

Education and training via the internet are growing rapidly. Accessibility from home or school makes Internet handouts a viable alternative to hardcopy handouts. The PDF format is accessible on both Windows and MAC platforms using [Adobe Reader](#), or the fast and simple open-source reader for Windows called [Sumatra](#).

Elementary Storytelling in iTunes

View all 21 digital stories from El Paso ISD teachers and students



View In iTunes

Elementary Storytelling illustrates how video and audio tools are used to tell a story - a digital story. Curriculum topics chosen by the teacher vary from class field trips to the reenactment of historical or current events.

Some digital stories include the entire class, while others use a smaller group of selected students. Video length is generally 2 to 10 minutes.

Technology Webinars

using Adobe Connect

Creating PDF files using Office 2007

Customizing Quick-Access Toolbar in Office 2007

Using Paint for Math-Science-Lang Arts

Using HP webcam for Digital Storytelling

Windows 7 Features

