

EPISD Parent Portal

**Registration
and Login**

Objectives

- **Parent Portal Overview**
- **Register Online**
 1. Step-by-step tutorial
 2. Register together
- **Login**
 1. View Report Card and Attendance
 2. Email teacher as introduction
- **Change Settings**

Overview

- **View academic progress online**
 1. Completion of assignments
 2. Quiz and tests grades
 3. Class participation grade
- **View attendance and tardies**
- **Communication with teacher**
 1. Frequent communication
 2. Conference period and time
 3. Built-in email program

New User Registration

Access

www.episd.org

**Registration
Information**



 [Instructional Calendar](#) **NEW**

Employee Login 

LOGIN

[Substitute Employee Login](#) »

EASE  Electronic Attendance
Substitute System
for Employees

  **PARENT PORTAL**
Empowering you in your
student's education...

[Parent Portal](#)

Campus Contact

EPISD Parents



TEAMS Parent Portal

[Click here](#) to register and to learn about the portal.
(A must for first time users!)

[Click here](#) after registration & activation to go directly to the portal.



Parent Portal contact
information per campus:

- » [Elementary Schools](#)
- » [Middle Schools](#)
- » [High Schools](#)
- » [TX Attendance Policy](#)

What is the parent portal & what information is available?

The portal provides parents with online access to information on their EPISD-enrolled students in near real time. Parents will be able to view their child's attendance, classroom assignments, and grades; additional information will be added to the portal over time. Parents will also be able to contact teachers directly by e-mail.

How do parents register?

1. [Learn how to register](#) (highly recommended for 1st time users!)
2. [Go directly to the portal registration](#)
3. Enter your first and last names
4. Enter your student's ID number
5. Create an ID using an active and complete e-mail address (e.g., myname@myservice.com).
6. Create a password as well as verification questions and answers for forgotten passwords

The final registration step is to visit your student's campus with a government-issued picture ID (e.g., driver's license) for in-person verification. Only one visit is necessary to activate the portal for all your EPISD-enrolled students. Each campus is designating one or more people to activate registrations -- check with the campus administrative office to find out who that person(s) is.

Elementary Schools

EPISD Parents



Parent Portal Contacts

School	Contact	Position	Phone #
Elementary			
Alta Vista	Laurie Isley	Secretary	(915) 231-2620
Alta Vista	Faye Davis	Computer Clerk	(915) 231-2620
Aoy	Lydia Ervies	Paraprofessional Instruction	(915) 774-4020
Beall	Yvonne Ramirez	Computer Clerk	(915) 496-8120
Beall	Lydia Sandoval	LPAC Clerk	(915) 496-8120
Bliss	Julie Macias	Computer Clerk	(915) 587-2540
Bliss	Cory Varela	LPAC Clerk	(915) 587-2540
Bond	Stephanie Daresh	Computer Clerk	(915) 832-6930
Bonham	Guillermina Melendez	Computer Clerk	(915) 881-6950
Bradley	Marisa Negrete	Elementary Science	(915) 849-2840
Burleson	Mayra Flores	Computer Clerk	(915) 351-3260
Burleson	Rosemary Molina	Nutrition/Parental Involvement Asst.	(915) 351-3260
Burnet	Wanda Viera	LPAC Clerk	(915) 231-2580
Cielo Vista	Maria Torres	Computer Clerk	(915) 626-2000
Clardy	Michelle De La Rosa	Computer Clerk	(915) 887-4040
Clardy	Ramona Lopez	LPAC Clerk	(915) 887-4040

Middle Schools

EPISD Parents



Parent Portal Contacts

School	Contact	Position	Phone #
Middle School			
Armendariz	James LaFarelle	Assistant Principal	(915) 546-9012
Aremndariz	Krisell Armendariz	Senior Clerk	(915) 546-9012
Bassett	Yasmin Torres	Parental Involvement Ldr.	(915) 231-2260
Brown	Melissa Bonham	Computer Clerk	(915) 774-4080
Canyon Hills	Laura Worrell	Computer Clerk	(915) 231-2240
Charles	Heather Hall	Attendance Clerk	(915) 849-3940
Charles	Thyra Saucedo	Computer Clerk	(915) 849-3940 ext. 2116
Guillen	Jackie Olivas	Computer Clerk	(915) 496-4620
Guillen	Diane Robertson	Registrar	(915) 496-4620
Henderson	Maria Cerecerez	Computer Clerk	(915) 887-3080
Henderson	Dolores Garrison	Attendance Clerk	(915) 887-3080
Henderson	Sofia Cranford	Registrar	(915) 887-3080
Hornedo	Esther Carroll	Counselor	(915) 231-2200
Hornedo	Lety Otero	Counselor	(915) 231-2200

High Schools

EPISD Parents



Parent Portal Contacts

School	Contact	Position	Phone #
High School			
Andress	Maggie Hunt	Computer Clerk	(915) 832-8600
Andress	James La Monica	AP	(915) 832-8600
Burges	Lucy Trujillo	Secretary	(915) 780-1103
Burges	Debi Marks-Dent	Computer Clerk	(915) 780-1100
Chapin	Ceci Bell	Computer Clerk	(915) 832-6730
Chapin	Richard Tellez	Military Liaison	(915) 832-6730
Coronado	Armida Medrano	Registrar	(915) 834-2460
Coronado	Shannon Gorham	Campus Clerk	(915) 834-2460
Coronado	Anabelle Baca	Campus Clerk	(915) 834-2460
Delta Academy			(915) 774-0447
El Paso	Barbara Fineron	Parent Liaison	(915) 496-8300
Franklin	Rosie Hernandez	Computer Clerk	(915) 832-6600 ext. 2124
Franklin 9	Betty Tucker	Computer Clerk 9th Gr. Ctr.	(915) 231-2200
Irvin	Ben Barbosa	Business	(915) 587-3500 ext. 6202
Jefferson	Maria Smith	Computer Clerk	(915) 496-8010 ext. 6052
Occupational Center			(915) 587-9680
Raymond Telles Academy			(915) 496-4600
Silva Magnet	Corina Fierro	Registrar/Computer Clerk	(915) 496-8100 ext. 8105
Sunset			(915) 351-5220

Texas Attendance Policy

EPISD Parents



TEAMS Parent Portal

[Click here](#) to register and to learn about the portal.
(A must for first time users!)

[Click here](#) after registration & activation to go directly to the portal.

What is the parent portal & what information is available?

The portal provides parents with online access to information on their EPISD-enrolled students in near real time. Parents will be able to view their child's attendance, classroom assignments, and grades; additional information will be added to the portal over time. Parents will also be able to contact teachers directly by e-mail.

How do parents register?

1. [Learn how to register](#) (highly recommended for 1st time users!)
2. [Go directly to the portal registration](#)
3. Enter your first and last names
4. Enter your student's ID number
5. Create an ID using an active and complete e-mail address (e.g., myname@myservice.com).
6. Create a password as well as verification questions and answers for forgotten passwords

The final registration step is to visit your student's campus with a government-issued picture ID (e.g., driver's license) for in-person verification. Only one visit is necessary to activate the portal for all your EPISD-enrolled students. Each campus is designating one or more people to activate registrations -- check with the campus administrative office to find out who that person(s) is.

Parent Portal contact
information per campus:

- » [Elementary Schools](#)
- » [Middle Schools](#)
- » [High Schools](#)
- » [TX Attendance Policy](#)



Texas Attendance Policy

EPISD Parents



SEC 25.092 MINIMUM ATTENDANCE FOR CLASS CREDIT

Sec. 25.092. MINIMUM ATTENDANCE FOR CLASS CREDIT. (a) Except as provided by this section, a student may not be given credit for a class unless the student is in attendance for at least 90 percent of the days the class is offered.

(a-1) A student who is in attendance for at least 75 percent but less than 90 percent of the days a class is offered may be given credit for the class if the student completes a plan approved by the school's principal that provides for the student to meet the instructional requirements of the class. A student under the jurisdiction of a court in a criminal or juvenile justice proceeding may not receive credit under this subsection without the consent of the judge presiding over the student's case.

(b) The board of trustees of each school district shall appoint one or more attendance committees to hear petitions for class credit by students who are in attendance fewer than the number of days required under Subsection (a) and have not earned class credit under Subsection (a-1). Classroom teachers shall comprise a majority of the membership of the committee. A committee may give class credit to a student because of extenuating circumstances. Each board of trustees shall establish guidelines to determine what constitutes extenuating circumstances and shall adopt policies establishing alternative ways for students to make up work or regain credit lost because of absences. The alternative ways must include at least

View Tutorial

EPISD Parents



TEAMS Parent Portal

[Click here](#) to register and to learn about the portal.
(A must for first time users!)

[Click here](#) after registration & activation to go directly to the portal.

What is the parent portal & what information is available?

The portal provides parents with online access to information on their EPISD-enrolled students in near real time. Parents will be able to view their child's attendance, classroom assignments, and grades; additional information will be added to the portal over time. Parents will also be able to contact teachers directly by e-mail.

How do parents register?


1. [Learn how to register](#) (highly recommended for 1st time users!)
2. [Go directly to the portal registration](#)
3. Enter your first and last names
4. Enter your student's ID number
5. Create an ID using an active and complete e-mail address (e.g., myname@myservice.com).
6. Create a password as well as verification questions and answers for forgotten passwords

The final registration step is to visit your student's campus with a government-issued picture ID (e.g., driver's license) for in-person verification. Only one visit is necessary to activate the portal for all your EPISD-enrolled students. Each campus is designating one or more people to activate registrations -- check with the campus administrative office to find out who that person(s) is.

Parent Portal contact
information per campus:

- » [Elementary Schools](#)
- » [Middle Schools](#)
- » [High Schools](#)
- » [TX Attendance Policy](#)

New User Information



The banner features the El Paso Independent School District logo on the left, which includes a stylized figure and a star, with the text "El Paso Independent School District" and the slogan "NOTHING LESS THAN SUCCESS!". To the right of the logo, the text "Parent Portal" is written in a large, serif font, with "Empowering You in your Student's Education" in a smaller font below it. The background of the banner shows a man in a dark shirt standing in front of a whiteboard with a periodic table of elements.

Welcome

Welcome to the EPISD Parent Portal

This portal builds awareness between parents, teachers, and students. Informed parents help students realize their potential and transform education in the process. Thank you for your

Click
Proceed to Parent Portal



[Proceed to Parent Portal](#) »

New User Information



The image shows a screenshot of the El Paso Independent School District (EPISD) Parent Portal. At the top left is the EPISD logo with the tagline "NOTHING LESS THAN SUCCESS!". The main heading is "Parent Portal" with the subtitle "Empowering You in your Student's Education". A background image shows a teacher at a computer. Below the header is a "Welcome" message box containing the following text:

Welcome to the EPISD Parent Portal

This portal builds awareness between parents, teachers, and students. Informed parents help students realize their potential and transform education in the process. Thank you for your involvement!

☰ [New Users, please register.](#)

☰ [Existing Users, please sign-in.](#)

A red arrow points from a blue-bordered box on the right to the "New Users" link. The box contains the text:


Click
New Users

New User Registration

New User Registration

Parent/Guardian Last Name *	<input type="text" value="Nelson"/>
Parent/Guardian First Name *	<input type="text" value="Larry"/>
Student ID *	<input type="text"/>
User ID: *	<input type="text"/>
Password: *	<input type="text"/>
Retype Password: *	<input type="text"/>
Security Question: *	<input type="text"/>
Security Answer: *	<input type="text"/>

**Enter data for
one parent
Last name
First name**



Student ID

New User Registration

Parent/Guardian Last *	<input type="text" value="Nelson"/>
Name	
Parent/Guardian First *	<input type="text" value="Larry"/>
Name	
Student ID *	<input type="text" value="123456"/>
User ID: *	<input type="text"/>
Password: *	<input type="text"/>
Retype Password: *	<input type="text"/>
Security Question: *	<input type="text"/>
Security Answer: *	<input type="text"/>




**Enter ID for just
one child even if
other children are
enrolled in EPISD**

All children in family
will be linked to **one**
parent login

User ID

New User Registration

Parent/Guardian Last Name *	<input type="text" value="Nelson"/>
Parent/Guardian First Name *	<input type="text" value="Larry"/>
Student ID *	<input type="text" value="123456"/>
User ID: *	<input type="text" value="lnelson@gmail.com"/>
Password: *	<input type="password" value="....."/>
Retype Password: *	<input type="password" value="....."/>
Security Question: *	<input type="text"/>
Security Answer: *	<input type="text"/>



Use a **personal email account and password for login**

Type the same password twice

Security Question

New User Registration

Parent/Guardian Last Name *	<input type="text" value="Nelson"/>
Parent/Guardian First Name *	<input type="text" value="Larry"/>
Student ID *	<input type="text" value="123456"/>
User ID: *	<input type="text" value="lnelson@gmail.com"/>
Password: *	<input type="password" value="....."/>
Retype Password: *	<input type="password" value="....."/>
Security Question: *	<input type="text" value="What is my favorite animal?"/>
Security Answer: *	<input type="text" value="Cougar"/> ⓘ

Type security question and answer

Security Answer

New User Registration

Parent/Guardian Last *	<input type="text" value="Nelson"/>
Name	
Parent/Guardian First *	<input type="text" value="Larry"/>
Name	
Student ID	
User ID:	
Password: *	<input type="password" value="....."/>
Retype Password: *	<input type="password" value="....."/>
Security Question: *	<input type="text" value="What is my favorite animal?"/>
Security Answer: *	<input type="text" value="Cougar"/> ⓘ


Click information icon

The security answer is used to help you restore your Password in the event that you forget it. You choose the Security Question and then provide the Answer to that question. If you forget your Password, you can click the "forgot password" link and we will ask you the Security Question. If you provide the correct answer, you can create a new password.

Submit

New User Registration

Parent/Guardian Last Name *	<input type="text" value="Nelson"/>
Parent/Guardian First Name *	<input type="text" value="Larry"/>
Student ID *	<input type="text" value="123456"/>
User ID: *	<input type="text" value="lnelson@gmail.com"/>
Password: *	<input type="password" value="....."/>
Retype Password: *	<input type="password" value="....."/>
Security Question: *	<input type="text" value="What is my favorite animal?"/>
Security Answer: *	<input type="text" value="Cougar"/> ⓘ



Click Submit


Registration Completed



- **Campus approval no longer required for login to Parent Portal**
- **Login to Parent Portal immediately after completing registration**

Parent Portal Login

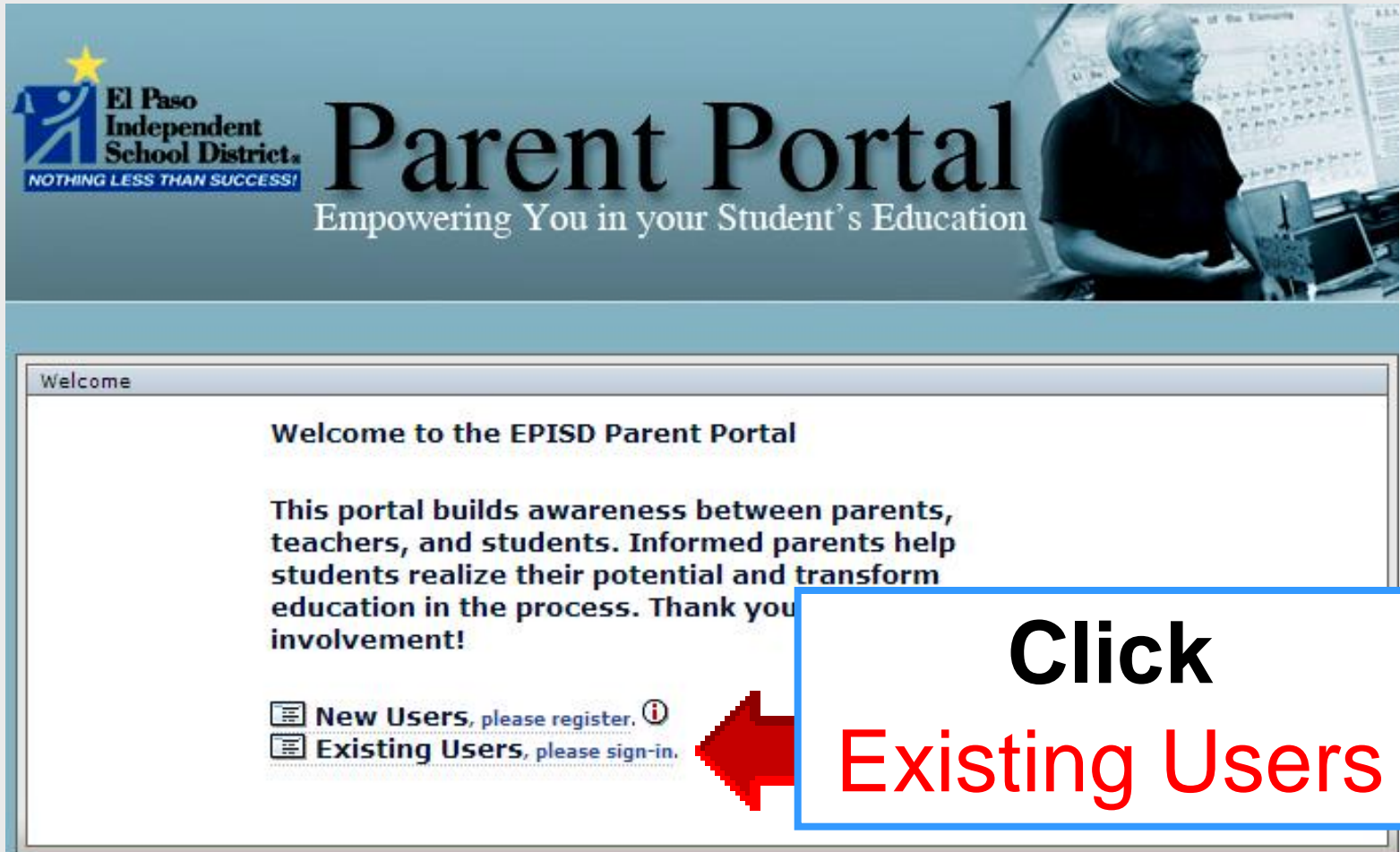
Access
www.episd.org



The screenshot shows the EPISD website interface. At the top, there is a link for "Instructional Calendar" with a "NEW" star icon. Below this is a blue navigation bar with "Employee Login" and the "myepisd" logo. Underneath the navigation bar are two input fields labeled "username" and "password", followed by a black "LOGIN" button. A horizontal dotted line separates this section from the next. Below the dotted line is a link for "Substitute Employee Login" with a right-pointing arrow. Another horizontal line follows. Below this line are two service logos: "EASE" (Electronic Attendance Substitute System for Employees) with an apple icon, and "PARENT PORTAL" (Empowering you in your student's education...) with a yellow star icon. A large red arrow points from the "PARENT PORTAL" logo to a blue underlined link labeled "Parent Portal".

Click
Parent Portal

Parent Portal Login






The image shows a screenshot of the El Paso Independent School District (EPISD) Parent Portal login page. At the top left is the EPISD logo with a yellow star and the tagline "NOTHING LESS THAN SUCCESS!". To the right of the logo, the text "Parent Portal" is displayed in a large, dark serif font, with the subtitle "Empowering You in your Student's Education" below it. In the background, a teacher is visible in a classroom setting. Below the header is a white box with a grey border containing the following text:

Welcome

Welcome to the EPISD Parent Portal

This portal builds awareness between parents, teachers, and students. Informed parents help students realize their potential and transform education in the process. Thank you for your involvement!

 **New Users, please register.** 

 **Existing Users, please sign-in.**

A red arrow points from the "Existing Users, please sign-in." link to a white box with a blue border on the right side of the page. Inside this box, the text "Click Existing Users" is written in black and red respectively.

Parent Portal Login



The screenshot shows a login form titled "Login". It contains two input fields: "User ID:" with a red asterisk and the text "lnelson@gmail.com", and "Password:" with a masked password of 12 dots. Below the fields are three buttons: "Sign On", "Forgot Password", and "Change Password". A red arrow points to the "Sign On" button, and another red arrow points to the "User ID" field.

1. **User ID** – enter email address
2. **Password** – enter password
3. **Click Sign On button**

My Students

My Students

Student List			
Local ID	Name	SCH	Grade Level
405341	Child #1	Silva Health Magnet	09
472996	Child #2	Herrera Elementary School	03

Select Student to View Available Information

[Sign Out](#)

**Parent Portal lists all children
enrolled in EPISD schools**

My Students


My Students Attendance Report Cards Email Teacher Edit Contact Info Notifications

Student List

Local ID	Name	SCH	Grade Level
405341	Child #1	Silva Health Magnet	09
472996	Child #2	Herrera Elementary School	03

Click on tabs to view student information.

[Sign Out](#)



Select child by highlighting name

Report Cards

My Students Attendance **Report Cards** Email Teacher Edit Contact Info Notifications

Student List

Local ID	Name	SCH	Grade Level
405341	Child #1	Silva Health Magnet	09
472996	Child #2	Herrera Elementary School	03

Click on tabs to view student information.

[Sign Out](#)

Click Report Cards tab


Report Cards

My Students	Attendance	Report Cards	Email Teacher	Edit Contact Info	Notifications						
Course	Section	Teacher	Short Desc	Day Prd	NW1	NW2	NW3	NW4	AA	PROJ	
Scheduled											
EZ0290	3A	My Teacher	HR Monolingual	T - 01	NG	NG	NG				
ER3100	3A	My Teacher	Reading 3	T - 02	82	78	90				
EL3100	3A	My Teacher	Language Arts 3	T - 03	87	82	92				
EM3100	3A	My Teacher	Math 3	T - 05	84	86	90				
ES3100	3A	My Teacher	Soc Stud 3	T - 06	90	91	94				
EC3100	3A	My Teacher	Science 3	T - 07	92	93	95				
EP3100	3A	My Teacher	PE 3	T - 08	99	100	100				
EA3100	3A	My Teacher	Art 3	T - 10	93	98	100				
EK3100	3A	My Teacher	Music 3	T - 11	95	100	100				

- **All subjects and teachers listed**
- **Grades in RED are in-progress**
- **Final grades display as black**

Report Cards

My Students						Attendance						Report Cards						Email Teacher						Edit Contact Info						Notifications					
Course	Section	Teacher	Short Desc	Day Prd	NW1	NW2	NW3	NW4	AA	PROJ																									
Scheduled																																			
EZ0290	3A	My Teacher	HR Monolingual	T - 01	NG	NG	NG																									
ER3100	3A	My Teacher	Reading 3	T - 02	82	78	90																									
EL3100	3A	My Teacher	Language Arts 3	T - 03	87	82	92																									
EM3100	3A	My Teacher	Math 3	T - 05	84	86	90																									
ES3100	3A	My Teacher	Soc Stud 3	T - 06	90	91	94																									
EC3100	3A	My Teacher	Science 3	T - 07	92	93	95																									
EP3100	3A	My Teacher	PE 3	T - 08	99	100	100																									
EA3100	3A	My Teacher	Art 3	T - 10	93	98	100																									
EK3100	3A	My Teacher	Music 3	T - 11	95	100	100																									



Click on course grade to view current assignments and grades

Assignments *and* Grades

Local ID: 123456

Sherman, Alexander Clark

05-29-1996

Next/Proj: MacArthur Middle School


N/P GL: 08

View Student List Attendance Report Cards Assignments					
Classwork Average: 80					
Assignment Name	Grade Value	Assign Date	Due Date	Grade Scale	Assign Weight
Age of Empresarios Timeline	60	11-21-2008	11-24-2008	100	100
Unit 5 Review (Ch 7/8)	100	12-03-2008	12-03-2008	100	100
record count: 2 of 2					
Homework Average: 53					
Assignment Name	Grade Value	Assign Date	Due Date	Grade Scale	Assign Weight
ISN p 41 Unit 6 Cover	No Grade	12-04-2008	12-05-2008	100	100
ISN p. 35 Unit 5 Cover	80	11-14-2008	11-18-2008	100	100
Chapters 5/6 Test Signed by parent	25	11-17-2008	11-18-2008	100	25
Chapters 7/8 Vocabulary Activities	0	11-17-2008	11-19-2008	100	100
record count: 4 of 4					
Quizzes Average: 53					
Assignment Name	Grade Value	Assign Date	Due Date	Grade Scale	Assign Weight
ISN pp 36-37 Age of Empresarios	50	11-18-2008	11-21-2008	100	100
ISN pp 38-39 Anglo American Colonization	55	11-24-2008	12-03-2008	100	110
record count: 2 of 2					

Display Comments

My Students						Attendance						Report Cards						Email Teacher						Edit Contact Info						Notifications					
Course	Section	Teacher	Short Desc	Day Prd	NW1	NW2	NW3	NW4	AA	PROJ																									
Scheduled																																			
EZ0290	3A	My Teacher	HR Monolingual	T - 01	NG	NG	NG																									
ER3100	3A	My Teacher	Reading 3	T - 02	82	78	90																									
EL3100	3A	My Teacher	Language Arts 3	T - 03	87	82	92																									
EM3100	3A	My Teacher	Math 3	T - 05	84	86	90																									
ES3100	3A	My Teacher	Soc Stud 3	T - 06	90	91	94																									
EC3100	3A	My Teacher	Science 3	T - 07	92	93	95																									
EP3100	3A	My Teacher	PE 3	T - 08	99	100	100																									
EA3100	3A	My Teacher	Art 3	T - 10	93	98	100																									
EK3100	3A	My Teacher	Music 3	T - 11	95	100	100																									

Note: Click on a grade to see the associated assignment grades. Grades displayed in red are current entered to date. These are not final grades. 'NG' = No grades entered at this time.

 [Display Comments](#) [Sign Out](#)

Display Comments

NW1	CND	CM1	CM2	EFF	LIS	WOR	IND	OTH
NG								
82	O			S	S		S	O
87	S			S				
84	O			O				
90	O			O				
92	O			O				
99	O		13	O				
93	O			O				
95	S			S				

[Hide Comments](#)

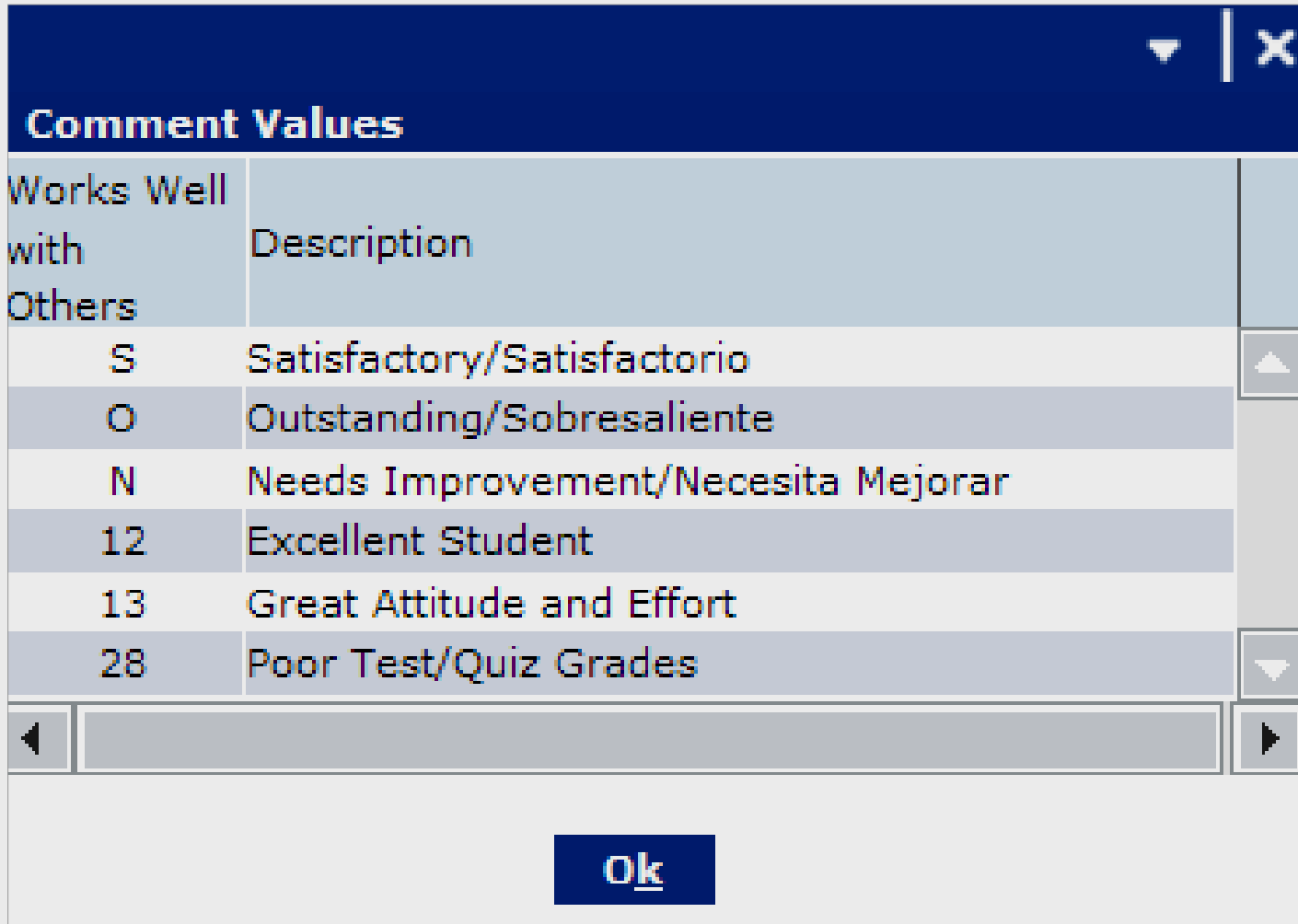
[Comment Pop-up](#)

[Sign Out](#)

Display comment values



Comment Values



Works Well with Others	Description
S	Satisfactory/Satisfactorio
O	Outstanding/Sobresaliente
N	Needs Improvement/Necesita Mejorar
12	Excellent Student
13	Great Attitude and Effort
28	Poor Test/Quiz Grades

Ok

Attendance

My Students						Attendance						Report Cards						Email Teacher						Edit Contact Info						Notifications					
Course	Sec	Teacher	Short Desc	Day Prd	NW1	NW2	NW3	NW4	AA	PROJ																									
Scheduled																																			
EZ0290	3A	My Teacher	HR Monolingual	T - 01	NG	NG	NG																									
ER3100	3A	My Teacher	Reading 3	T - 02	82	78	90																									
EL3100	3A	My Teacher	Language Arts 3	T - 03	87	82	92																									
EM3100	3A	My Teacher	Math 3	T - 05	84	86	90																									
ES3100	3A	My Teacher	Soc Stud 3	T - 06	90	91	94																									
EC3100	3A	My Teacher	Science 3	T - 07	92	93	95																									
EP3100	3A	My Teacher	PE 3	T - 08	99	100	100																									
EA3100	3A	My Teacher	Art 3	T - 10	93	98	100																									
EK3100	3A	My Teacher	Music 3	T - 11	95	100	100																									

Note: Click on a grade to see the associated assignment grades. Grades displayed in red are current entered to date. These are not final grades. 'NG' = No grades entered at this time.

[Display Comments](#) [Sign Out](#)

Attendance

My Students Attendance Report Cards Email Teacher Edit Contact Info Notifications							
Date	SH	FY	Cal	T-01	T-02	T-03	T-04
09-13-2010	174	2011	1	A-EXC			
11-19-2010	174	2011	1	A-PR			
01-05-2011	174	2011	1	A-IL			
01-31-2011	174	2011	1	A-IL			
Totals				T - 0 A - 4	T - 0 A - 0	T - 0 A - 0	T - 0 A - 0

Total Days in Membership:	107.0
Total Excused Absences:	4
Total Unexcused Absences:	0
Total State-Reported Absences:	4

Total Non-State-Reported Absences:	0
Total Number of Tardies:	0

T – Tardy
A – Absence

[View Legend](#)


[Sign Out](#)

Attendance Values

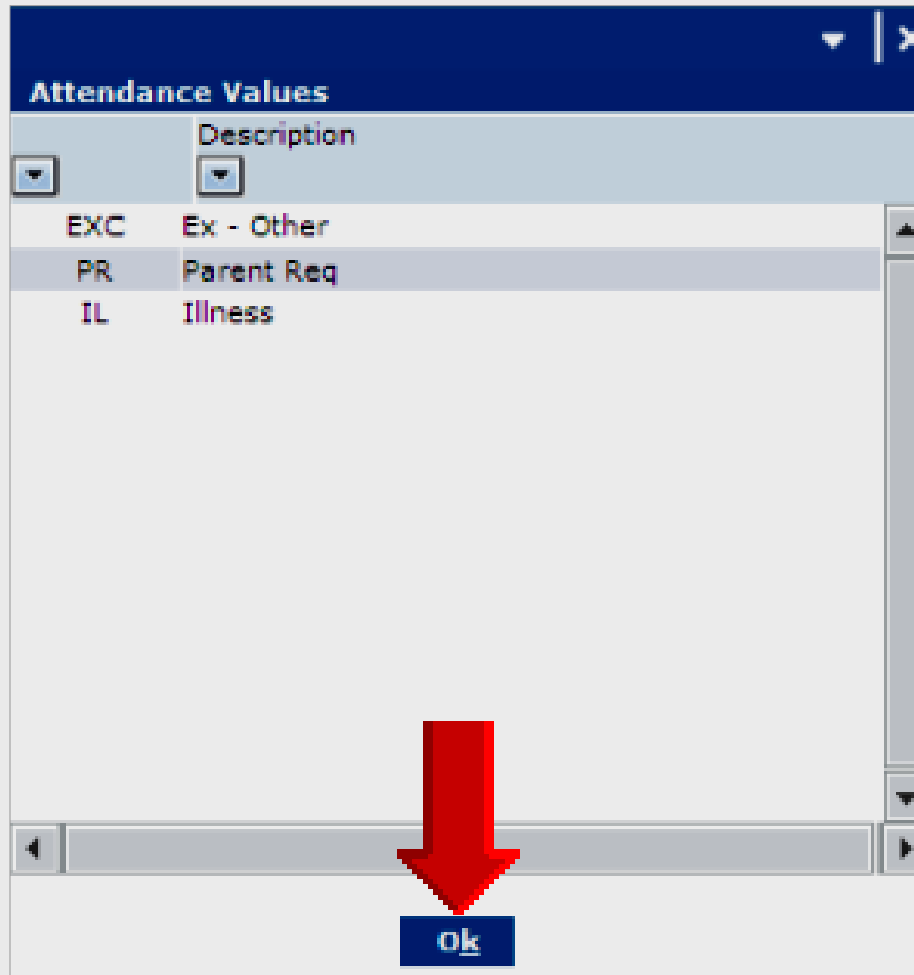
My Students Attendance Report Cards Email Teacher Edit Contact Info Notifications

Date	SH	FY	Cal	T-01	T-02	T-03	T-04
09-13-2010	174	2011	1	A-EXC			
11-19-2010	174	2011	1	A-PR			
01-05-2011	174	2011	1	A-IL			
01-31-2011	174	2011	1	A-IL			
Totals				T - 0 A - 4	T - 0 A - 0	T - 0 A - 0	T - 0 A - 0

Total Days in Membership: 107.0
 Total Excused Absences: 4
 Total Unexcused Absences: 0
 Total State-Reported Absences: 4
 Total Non-State-Reported Absences: 0
 Total Number of Tardies: 0


[View Legend](#) [Sign Out](#)


Attendance Values



Email Teacher

My Students Attendance Report Cards **Email Teacher** Edit Contact Info Notifications


Email Teacher









Teacher Name: * 

From: *

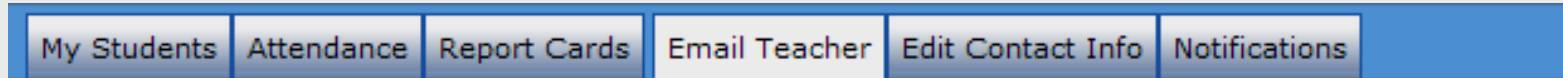
CC: *

Subject: * Student: From:

Times New Roman 3 (12 pt) Normal **B I U S** x_2 x^2 

Select Teacher



Email Teacher

Teacher Name: *

From: *

CC: *

Subject: *


A dropdown menu is open, showing a list of teacher names. The first option, "Acosta, Jessica (Art 3)", is highlighted in blue. A large red arrow points upwards from the bottom of the menu towards the selected option. The menu is contained within a light gray box with a small downward arrow icon on the right side.

- Acosta, Jessica (Art 3)
- Acosta, Jessica (HR Monolingual)
- Acosta, Jessica (Language Arts 3)
- Acosta, Jessica (Math 3)
- Acosta, Jessica (Reading 3)
- Acosta, Jessica (Science 3)
- Acosta, Jessica (Soc Stud 3)

From Parent Email

My Students Attendance Report Cards Email Teacher Edit Contact Info Notifications

Email Teacher



Teacher Name: *

From: *

CC: *

Subject: * Student: From:

Email address displayed
is email address used
during registration

Email Subject

My Students Attendance Report Cards Email Teacher Edit Contact Info Notifications

Email Teacher

Teacher Name: *

From: *

CC: *

Subject: * Student: **Student name** From: **Parent name**



Type Content

My Students Attendance Report Cards Email Teacher Edit Contact Info Notifications




Email Teacher



















Teacher Name: *

From: *

CC: *

Subject: * Student: Student name From: Parent name

Times New Roman 3 (12 pt) Normal **B** *I* U ~~S~~ x_2 x^2   

Hi Mrs. Acosta –

I want to introduce myself, since I just registered for the Parent Portal. Keep me informed of any problems. Thank you.

Type your name

Send Email

My Students Attendance Report Cards **Email Teacher** Edit Contact Info Notifications




Email Teacher



















Teacher Name: *

From: *

CC: *

Subject: * Student: Student name From: Parent name

Times New Roman 3 (12 pt) Normal **B** *I* U ~~S~~ x₂ x²   

Hi Mrs. Acosta –

I want to introduce myself, since I just registered for the Parent Portal. Keep me informed of any problems. Thank you.



Edit Contact Info

My Students

Attendance

Report Cards

Email Teacher

Edit Contact Info

Notifications

Edit Phone Numbers

Please make corrections to your phone numbers and Submit Changes when complete.

Edit

Home:

915-555-2145

Make Private: Yes No

Work:

915-555-7700

Make Private: Yes No

Cell:

915-555-2372

Make Private: Yes No

Beeper:

Make Private: Yes No

Home Fax:

Make Private: Yes No

Work Fax:

Make Private: Yes No

Edit Email Address

Please make corrections to your email address and Submit Changes when complete.

Edit

Primary Email:

jdoe@yahoo.com

Make Private: Yes No

Alternate Email:

Make Private: Yes No

Submit Changes

Notifications

My Students Attendance Report Cards Email Teacher Edit Contact Info **Notifications**

Maintain Notifications

An email notification will be sent based on your selections below:

Attendance:

- Unexcused Absences Off First Occurrence Only Every Occurrence
- Tardies Off First Occurrence Only Every Occurrence
- Daily Attendance Summary Off On

Daily Assignment Grades:

- Missing Off On
- Incomplete Off On
- Grade Value Off Below ▼

Grades:

- Current Grading Cycle Average Off Below ▼
- Report Card Grades Off Below ▼

Save Notification Choices

My Students

My Students	Attendance	Report Cards	Email Teacher	Edit Contact Info	Notifications						
Course	Section	Teacher	Short Desc	Day Prd	NW1	NW2	NW3	NW4	AA	PROJ	
Sche											
EZ029	3A	My Teacher	HR Monolingual	T - 01	NG	NG	NG	
ER310	3A	My Teacher	Reading 3	T - 02	82	78	90	
EL3100	3A	My Teacher	Language Arts 3	T - 03	87	82	92	
EM3100	3A	My Teacher	Math 3	T - 05	84	86	90	
ES3100	3A	My Teacher	Soc Stud 3	T - 06	90	91	94	
EC3100	3A	My Teacher	Science 3	T - 07	92	93	95	
EP3100	3A	My Teacher	PE 3	T - 08	99	100	100	
EA3100	3A	My Teacher	Art 3	T - 10	93	98	100	
EK3100	3A	My Teacher	Music 3	T - 11	95	100	100	

Click **My Students** tab from any screen to view report for another child

Sign Out

My Students Attendance Report Cards Email Teacher Edit Contact Info Notifications											
Course	Section	Teacher	Short Desc	Day Prd	NW1	NW2	NW3	NW4	AA	PROJ	
Scheduled											
EZ0290	3A	My Teacher	HR Monolingual	T - 01	NG	NG	NG	
ER3100	3A	My Teacher	Reading 3	T - 02	82	78	90	
EL3100	3A	My Teacher	Language Arts 3	T - 03	87	82	92	
EM3100	3A	My Teacher	Math 3	T - 05	84	86	90	
ES3100	3A	My Teacher	Soc Stud 3	T - 06	90	91	94	
EC3100	3A	My Teacher	Science 3	T - 07	92	93	95	
EP3100	3A	My Teacher	PE 3	T - 08	99	100	100	
EA3100	3A	My Teacher	Art 3	T - 10	93	98	100	
EK3100	3A	My Teacher	Music 3	T - 11	95	100	100	

Sign out at bottom of any page

Note: Click on a grade to see the associated assignment grades. Grades displayed in red are current entered to date. These are not final grades. 'NG' = No grades entered at this time.

[Display Comments](#)

[Sign Out](#)



Online Handouts

<http://webclass.org>

Webclass
web-based tutorials

Google™ Custom Search Search

Education and training via the internet are growing rapidly. Accessibility from home or school makes Internet handouts a viable alternative to hardcopy handouts. The PDF format is accessible on both Windows and MAC platforms using [Adobe Reader](#), or the fast and simple open-source reader for Windows called [Sumatra](#).

Webclass.org provides:

- Workshop handouts available anytime, anywhere
- Web-based [Keyboarding](#) requiring no login
- Perpetual lesson plan [calendar](#)

After all, **Webclass.org** can be *anywhere you want it to be....*

Elementary Storytelling in iTunes
View all **21** digital stories from El Paso ISD teachers and students

Select Parent Portal

[View In iTunes](#) smaller group of selected students. Video length is generally 2 to 10 minutes.

Navigation links in sidebar:
About Us
Atomic Learning
Desktop Setup
EasyTech
Elementary Storytelling
Audacity
Copyright Infringement
Creating a Digital Story
Digital Cameras
EPISD Photo Release
iPod – Getting Started
Podcast Projects
Sample Movie Maker files
Syncing video iPod
Using iTunes
Windows Movie Maker
MOV-WMV converter
MP4-AVI converter
WMV-MP4 converter
TEAMS for Teachers
Attendance
Gradebook
1 Gradebook Options
2 Category Setup
3 Copying Categories
4 Adding Assignments
5 Entering Grades
6 Copying Assignments
Parent Portal
Progress Report
Report Card
Transfer Grade