

Easy Tech

Math Kindergarten

Objectives

- **Technology integration into Math**

Algebra and Geometry

Measurement

Numbers and Operations

Problem Solving

Probability and Statistics

- **Plan and add curriculum**

Online lessons – L

Offline lessons – A D

Online Handouts

http://**webclass.org**



Google™ Custom Search

- About Us
- Atomic Learning
- Desktop Setup
- EasyTech
- Elementary Storytelling
 - Audacity
 - Creating a Digital Story
 - Digital Cameras
 - EPISD Photo Release
 - iPod - Getting Started
 - Podcast Projects
 - Syncing video iPod
 - Using iTunes
 - Windows Movie Maker
 - MOV - WMV converter
 - MP4 - AVI converter
 - WMV - MP4 converter
- Teacher Web Pages
- TEAMS for Teachers
 - Attendance
 - Gradebook
 - Gradebook Examples
 - Elementary school
 - Middle school
 - High school
 - Progress Report
 - Report Card
 - Transfer Grade
- United Streaming



Select Easy Tech


Webclass.org provides:

- Workshop handouts available anytime, anywhere
- Cambridge online dictionary
- Web-based [Keyboarding](#)
- Lesson plan [calendar](#)

After all, **Webclass.org** can be *anywhere you want it to be....*

Elementary Storytelling in iTunes

View all 19 digital stories from El Paso ISD teachers and students



[View In iTunes](#)

Elementary Storytelling illustrates how video and audio tools are used to tell a story - a digital story. Curriculum topics chosen by the teacher vary from class field trips to the reenactment of historical or current events.

Some digital stories include the entire class, while others use a smaller group of selected students. Video length is generally 2 to 10 minutes.

Math

Integrating EasyTech Handouts

Technology TEKS for Grades K-5

Kindergarten Getting Started
Introduction to Keyboards
Language Arts
Mathematics
Science
Social Studies

Grade 3 Getting Started
Language Arts
Mathematics
Science
Social Studies
Web Browsing Basics

Grade 1 Getting Started
Introduction to Keyboards
Language Arts
Mathematics
Science
Social Studies

Grade 4 Getting Started
Language Arts
Mathematics
Science
Social Studies
Web Browsing Basics

Grade 2 Getting Started
Language Arts
Mathematics
Science
Social Studies
Web Browsing Basics

Grade 5 Getting Started
Language Arts
Mathematics
Science
Social Studies
Communicating Online

Login EasyTech

Integrating EasyTech Handouts

Technology TEKS for Grades K-5

Kindergarten	Getting Started Introduction to Keyboards Language Arts Mathematics Science Social Studies	Grade 3	Getting Started Language Arts Mathematics Science Social Studies Web Browsing Basics
Grade 1	Getting Started Introduction to Keyboards Language Arts Mathematics Science Social Studies	Grade 4	Getting Started Language Arts Mathematics Science Social Studies Web Browsing Basics
Grade 2	Getting Started Language Arts Mathematics Science Social Studies Web Browsing Basics	Grade 5	Getting Started Language Arts Mathematics Science Social Studies Communicating Online

learnin3.com 

Teacher Login

learnin3.com

Home

Products

Store

Resources

Log In

Username
District username

Password

[Forgot Password?](#)

District
El Paso ISD

ENTER

Username

EPISD username

Password

EPISD username

District

EI Paso ISD

Student Login

learnin3.com

Home

Products

Store

Resources

Log In

Username
Student ID

Password
Student ID
[Forgot Password?](#)

District
El Paso ISD

ENTER

Username

Student ID number

Password

Student ID number

District

El Paso ISD

Home Page



Home



Classes



Curriculum



Students

Select One



My Classes



My Curriculum



Home

Activity

Lice Products

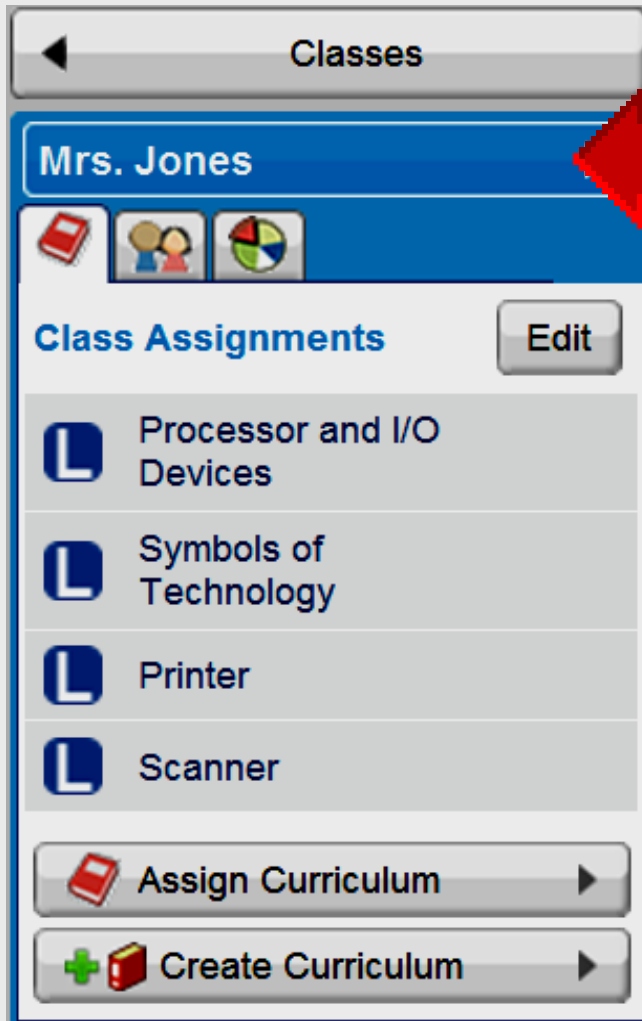
Click **Curriculum**

Home Page

The screenshot shows the Sky by learnin3.com Home Page. At the top left is the logo "Sky by learnin3.com". To the right are four icons: a house for "Home", a desk for "Classes", a book for "Curriculum", and two people for "Students". Below the logo is a blue sidebar with a "Select One" dropdown menu. A red arrow points to the "My Classes" option in this menu. To the right of the sidebar is a blue navigation bar with "Home", "Activity", and "Licensed Products" buttons. Below the navigation bar is a light blue banner with the text "Here's what's happening with your classes and curriculum".

Select **My Classes**

Activate Class



Click **Your name**

Math Curriculum



Curriculum

Browse by Curriculum

Find by Standard

- **LICENSED CURRICULUM** Find and assign content to your classes



Click **Find by Standard**

Math Curriculum



Curriculum

Browse by Curriculum

Find by Standard

FIND BY CATEGORY

- **Subject**

- Art & Music
- Language Arts
- Mathematics
- Reference
- Science
- Social Studies
- Teacher Resources

- **Technology Tool**

- Hardware
- Software

- **Type**

- Activity
- Discussion
- Game

FIND BY STANDARD

- **National Standards**


- Common Core State Standards
- E-Rate Required Objectives
- NCTM Curriculum Focal Points
- NETS for Students
- NETS for Teachers
- NSTA National Science Education Standards
- Standards and Expectations (NCTM)

- **Texas Assessment of Knowledge and Skills**

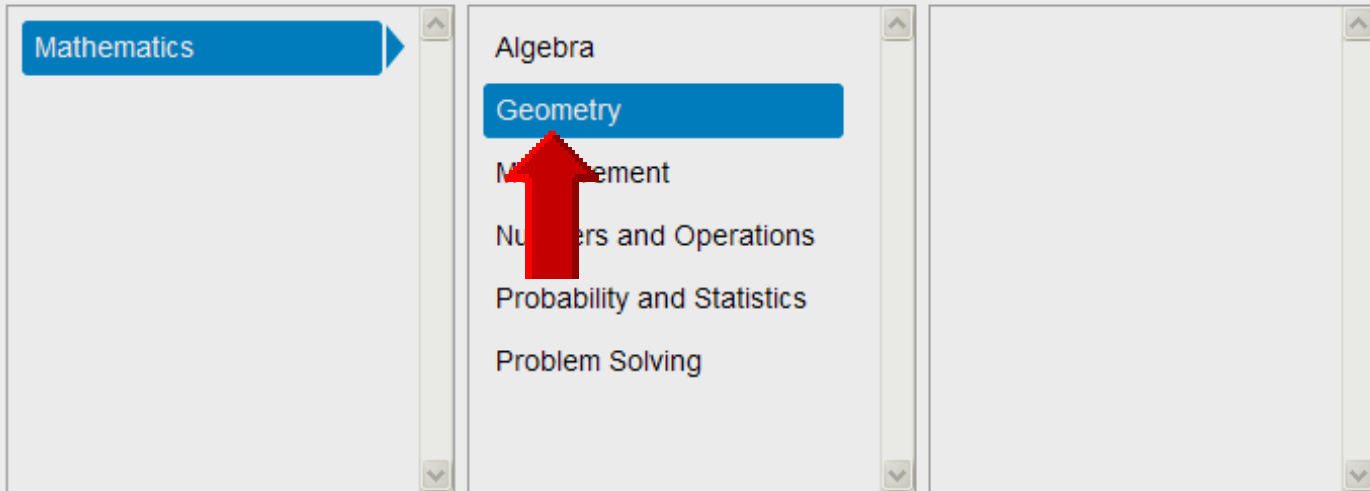
- Language Arts-2002
- Mathematics-2002
- Reading-2002
- Science-2004
- Social Studies-2002
- Writing-2002



Find by Category

 > Find by Category

Make a selection to find Curriculum



Assignments of

All Types



for Kindergarten



in English




















7 Curriculum Items





Select **Kindergarten**

Geometry





















Type	Title	Rating		Grade	Time
	3D Shapes around us			K - 1	50
	Brushes and Lines			K - 2	9
	Charles Weeks			K - 12	0
	Data Storage				
	Data Storage (Archived 2009)				
	Digital Cameras				
	Drawing a Vehicle			K - 2	45
	Select, Drag, and Double-click			K - 1	8
	Shapes and Fills			K - 2	12

 **Lessons** - interactive tutorials

 **Activities** - integration projects

 **Discussions** - conversation guides

Preview Tutorial Lesson

Type	Title	Rating		Grade	Time
	3D Shapes around us			K - 1	50
	Brushes and Lines 			K - 2	9
	<div style="border: 2px solid blue; padding: 10px; text-align: center;">Click title to preview lesson</div>			K - 12	0
				K - 2	7
				K - 2	7
				K - 12	0
		Drawing a Vehicle			K - 2
	Select, Drag, and Double-click			K - 1	8
	Shapes and Fills			K - 2	12

Preview Lesson Details



> [Find by Category](#) > Brushes and Lines



Brushes and Lines
Grades K - 2



Brushes and Lines

This Lesson introduces students to graphics programs. Students learn about the drawing area, color palette, and tool box.

Add to Favorites Assign Print View

Details

Teacher Notes

Extension Ideas

Categories

Standards

Estimated Time: 9
Minutes

Type: Lesson

Publisher:
Learning.com

Primary Objectives:

- Student learns to use the mouse to drag, click, and select objects.
- Student becomes familiar with a tool palette.
- Student learns to combine and use colors and tools.
- Student learns how to use the Eraser tool.
- Student learns how to use the Pencil, Brush, Airbrush, and Line tools to draw lines and shapes.
- Student learns how to use tools and colors to draw a picture.

Preview Flash Movie



> [Find by Category](#) > Brushes and Lines



Brushes and Lines
Grades K - 2



Brushes and Lines

This Lesson introduces students to graphics programs. Students learn about the drawing area, color palette, and tool box.

Add to Favorites

Assign

Print

View



Click **View**

Details

Teacher Notes

Extension Ideas

Categories

Standards

Estimated Time: 9
Minutes

Type: Lesson

Publisher:
Learning.com

Primary Objectives:


- Student learns to use the mouse to drag, click, and select objects.
- Student becomes familiar with a tool palette.
- Student learns to combine and use colors and tools.
- Student learns how to use the Eraser tool.
- Student learns how to use the Pencil, Brush, Airbrush, and Line tools to draw lines and shapes.
- Student learns how to use tools and colors to draw a picture.

Brushes *and* Lines

easyTECH

Beginning Graphics

Brushes & Lines



with
Maurice the Mouse

Lawrence Nelson

graph101
v. 4.00

START LESSON ▶

v.4.35

Brushes *and* Lines

easytech

Mouseterpiece MX Pro ·

File Edit Help

Click

Lawrence Nelson

Beginning Graphics
Brushes and Lines

3

45
v.4.35

Assign Lesson

 > [Find by Category](#) > Brushes and Lines





Brushes and Lines
Grades K - 2



Brushes and Lines

This Lesson introduces students to graphics programs. Students learn about the drawing area, color palette, and tool box.

 Add to Favorites

Assign 

Click **Assign**

Details

Teacher Notes

Extension Ideas

Categories

Standards

Estimated Time: 9
Minutes

Type: Lesson

Publisher:
Learning.com

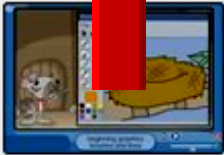
Primary Objectives:

- Student learns to use the mouse to drag, click, and select objects.
- Student becomes familiar with a tool palette.
- Student learns to combine and use colors and tools.
- Student learns how to use the Eraser tool.
- Student learns how to use the Pencil, Brush, Airbrush, and Line tools to draw lines and shapes.
- Student learns how to use tools and colors to draw a picture.

Find by Category



> [Find by Category](#) > Brushes and Lines



Brushes and Lines
Grades K - 2



Use Bread Crumb menu

This Lesson introduces students to graphics programs. Students learn about the drawing area, color palette, and tool box.

[Add to Favorites](#) [Assign](#) [Print](#) [View](#)

Details

Teacher Notes

Extension Ideas

Categories

Standards

Estimated Time: 9
Minutes


Type: Lesson

Publisher:
Learning.com

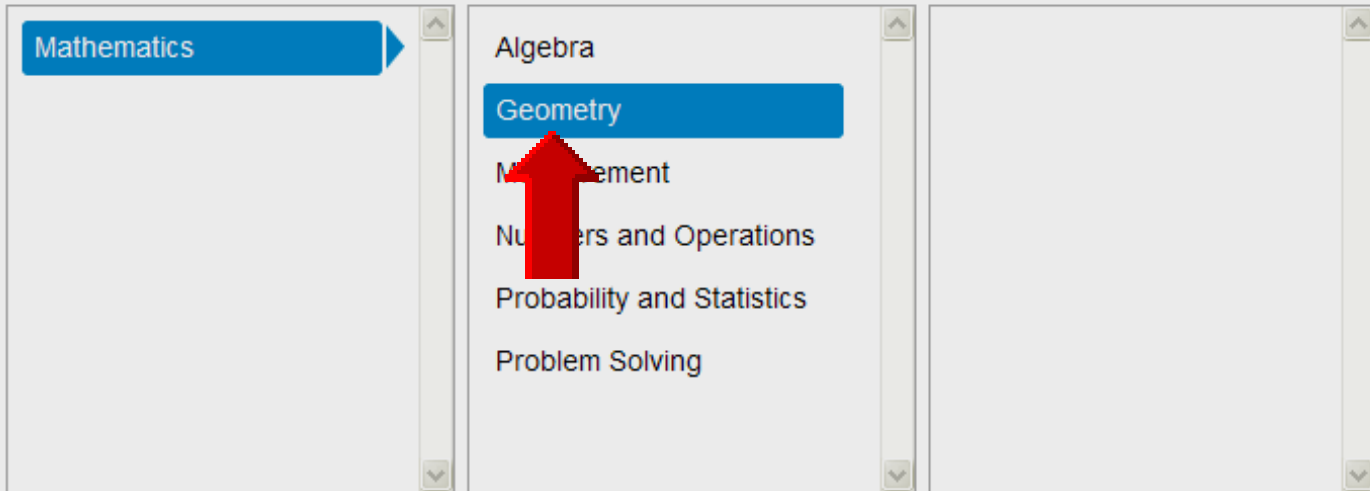
Primary Objectives:

- Student learns to use the mouse to drag, click, and select objects.
- Student becomes familiar with a tool palette.
- Student learns to combine and use colors and tools.
- Student learns how to use the Eraser tool.
- Student learns how to use the Pencil, Brush, Airbrush, and Line tools to draw lines and shapes.
- Student learns how to use tools and colors to draw a picture.

Find by Category

 > Find by Category

Make a selection to find Curriculum



Assignments of

All Types



for Kindergarten



in English























7 Curriculum Items



Select **Kindergarten**

Preview Activities Lesson

Type	Title	Rating		Grade	Time
	3D Shapes around us			K - 1	50
	Brushes and Lines			K - 2	9
	<div data-bbox="363 572 929 961" style="border: 2px solid blue; padding: 10px; text-align: center;">Click title to preview lesson</div>			K - 12	0
				K - 2	7
				K - 2	7
				K - 12	0
		Drawing a Vehicle 			K - 2
	Select, Drag, and Double-click			K - 1	8
	Shapes and Fills			K - 2	12

Preview Lesson Details

 > [Find by Category](#) > Drawing a Vehicle



Drawing a Vehicle
Grades K - 2

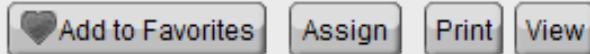



No Ratings Yet

Be the first to rate this item!

Drawing a Vehicle

Students use cutout shapes and then a graphics program to create a vehicle.



 Details

Categories

Standards

Estimated Time: 45 Minutes

Type: Activity

Publisher: Learning.com

Primary Objectives:


- Student creates drawings using graphics software.

Secondary Objectives:

- Student combines shapes to make other shapes.
- Student identifies different modes of transportation.
- Student recognizes basic shapes.

Preview Lesson Plan

 > [Find by Category](#) > Drawing a Vehicle




No Ratings Yet

Be the first to rate this item!

Drawing a Vehicle

Students use cutout shapes and then a graphics program to create a vehicle.

 Add to Favorites

Assign

Print

View 

Click **View**
for **PDF** file

Details

Categories

Standards

Estimated Time: 45 Minutes

Type: Activity

Publisher: Learning.com

Primary Objectives:

- Student creates drawings using graphics software.

Secondary Objectives:

- Student combines shapes to make other shapes.
- Student identifies different modes of transportation.
- Student recognizes basic shapes.

PDF Lesson Plan

Drawing a Vehicle Lesson Plan

Title: Drawing a Vehicle		Grade Range: K-2
Integrated Curriculum Area: Math	Concepts and Competencies: Shapes	Tool: Graphics Software
Summary: Students use cut-out shapes and then a graphics program to create a vehicle.		




Materials

- Pictures of different forms of transportation
- Glue
- Scissors
- Construction paper
- Crayons, markers, or colored pencils

Warm-up

- Make sure students have completed the EasyTech lesson **Beginning Graphics: Shapes and Fill** and its prerequisites.

PDF Lesson Plan



Microsoft Paint

Click **Start** – All Programs – Accessories – **Paint**

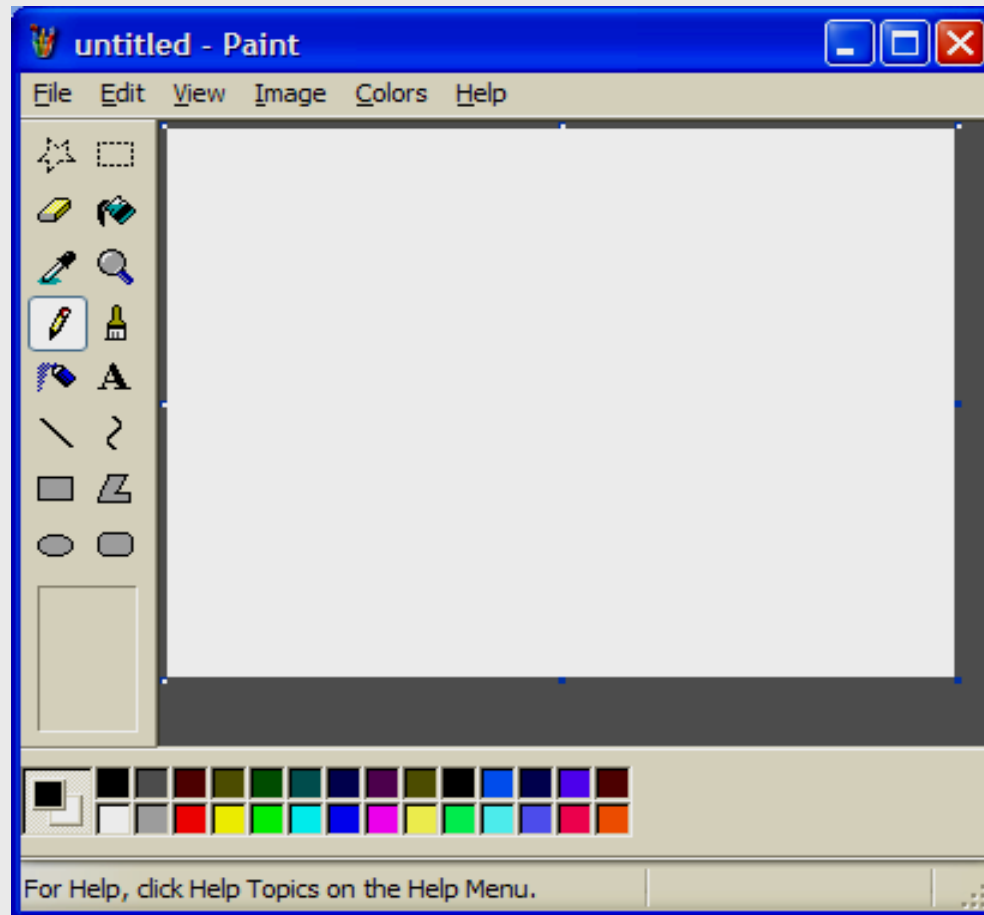
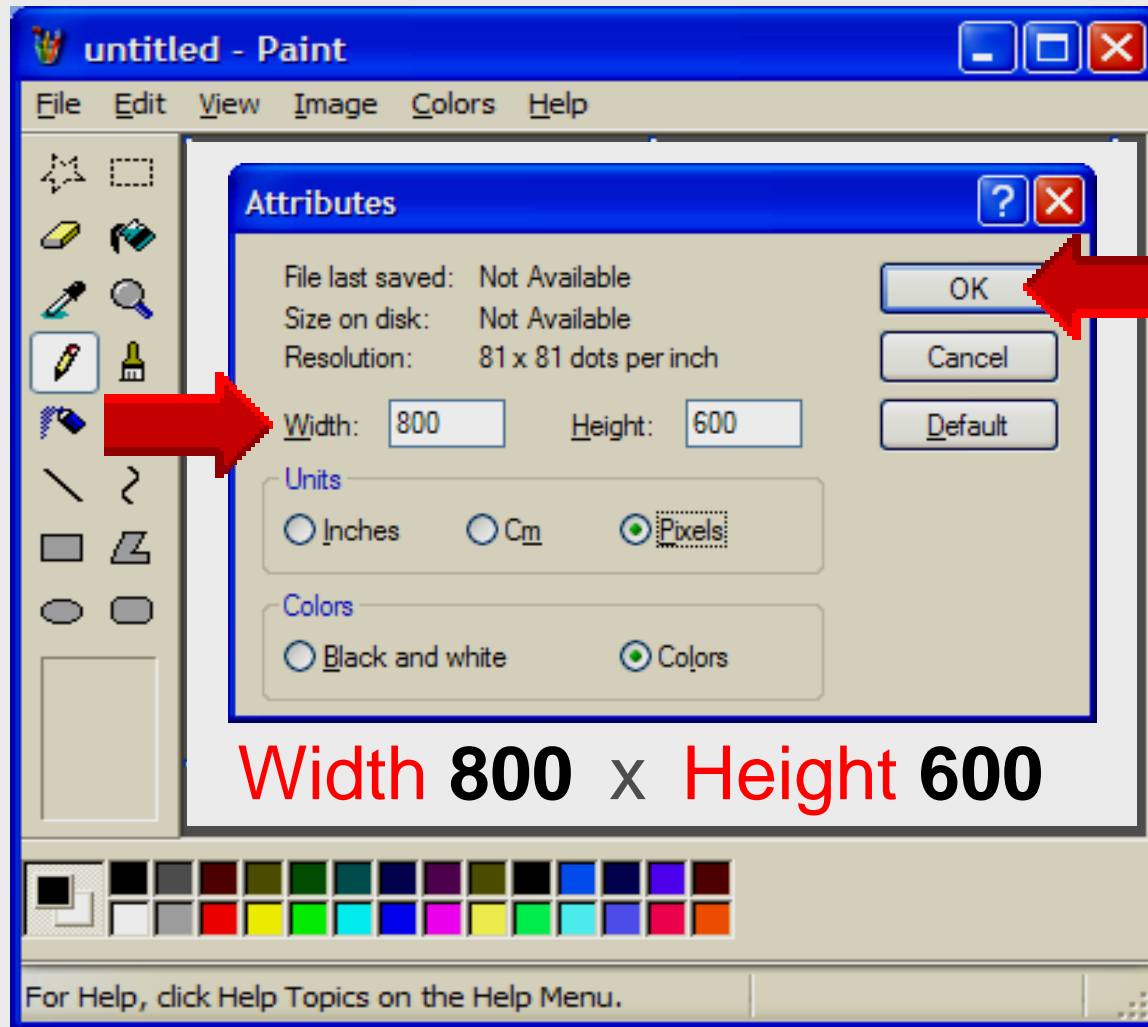
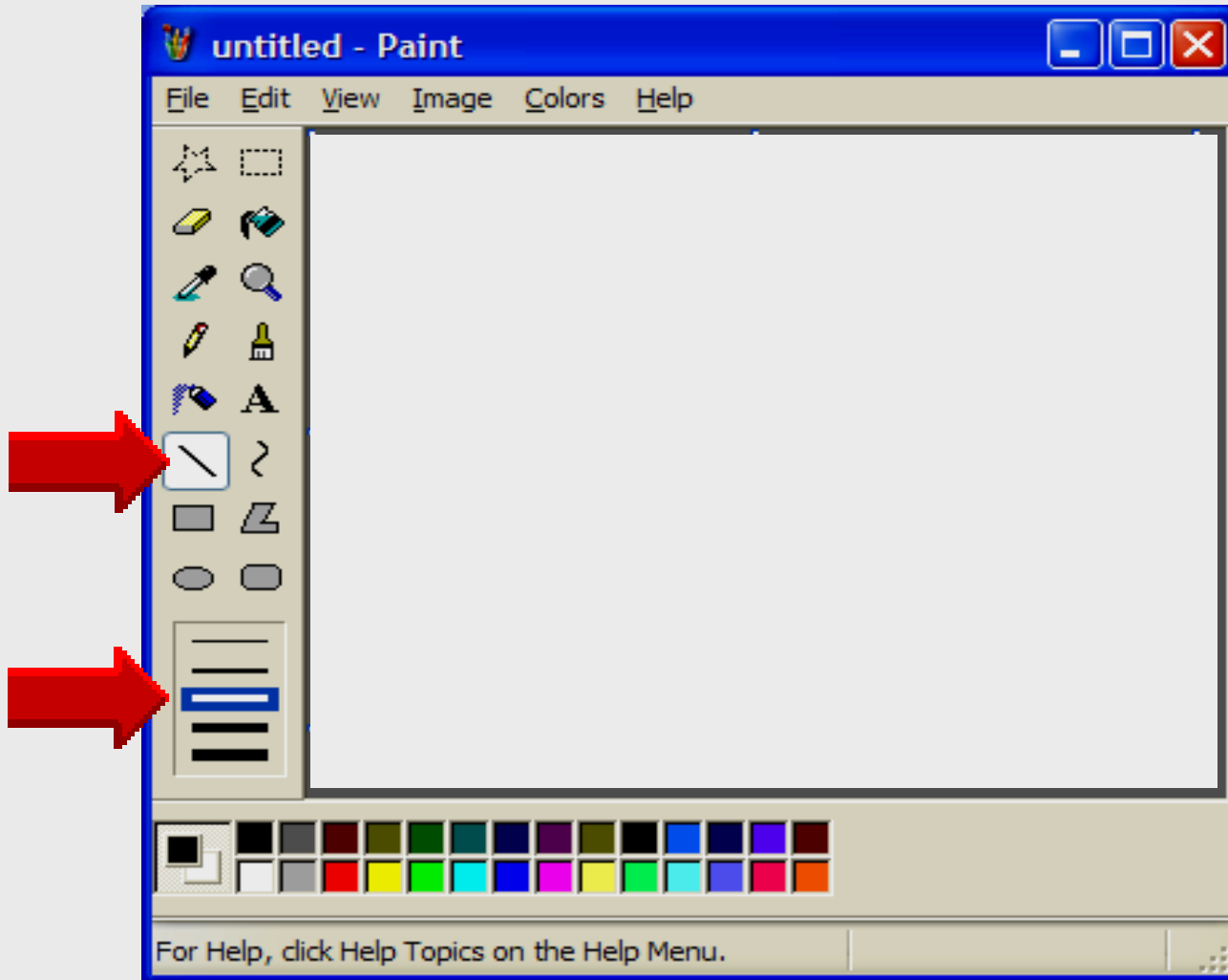


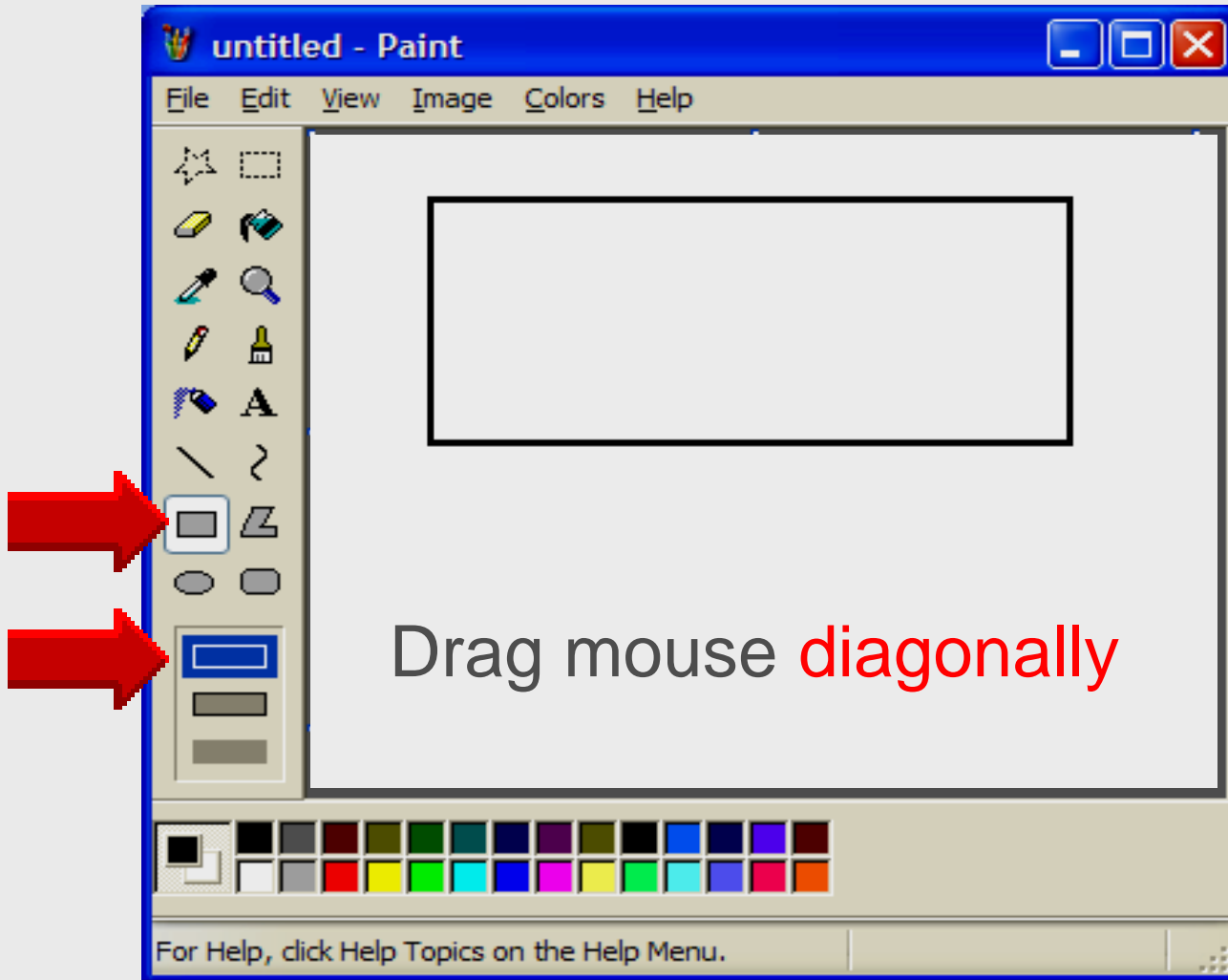
Image – Attributes



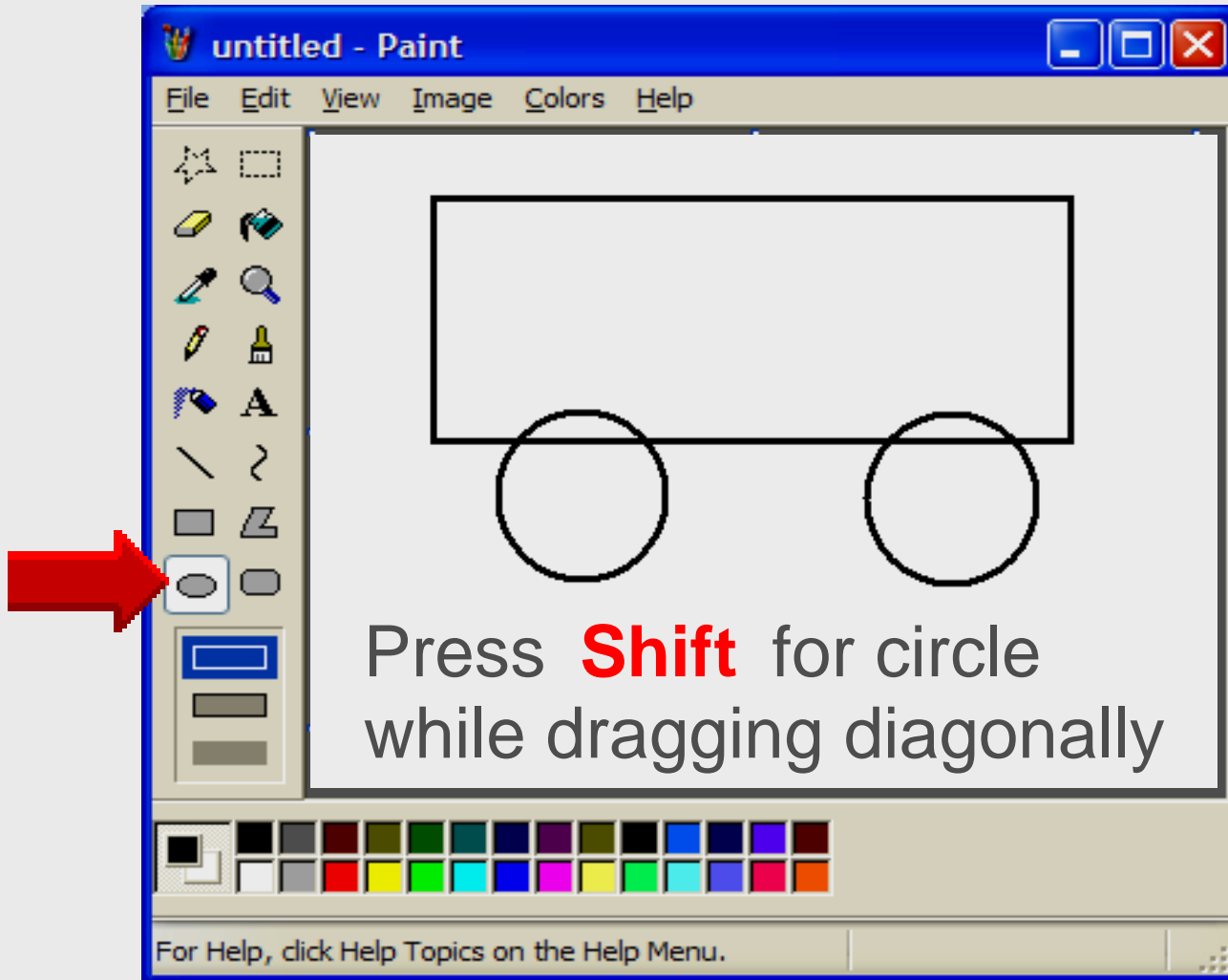
Border Thickness



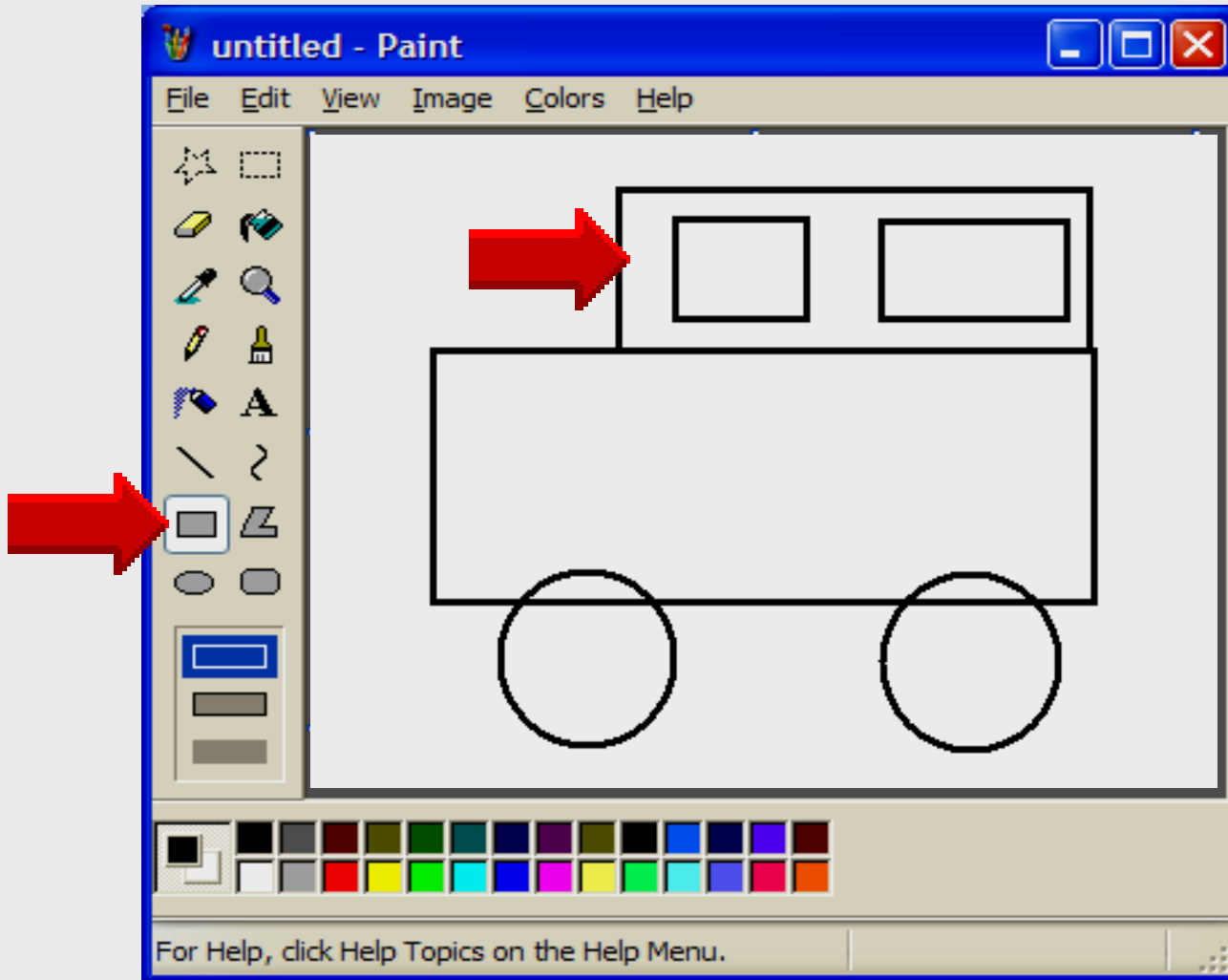
Draw Rectangle



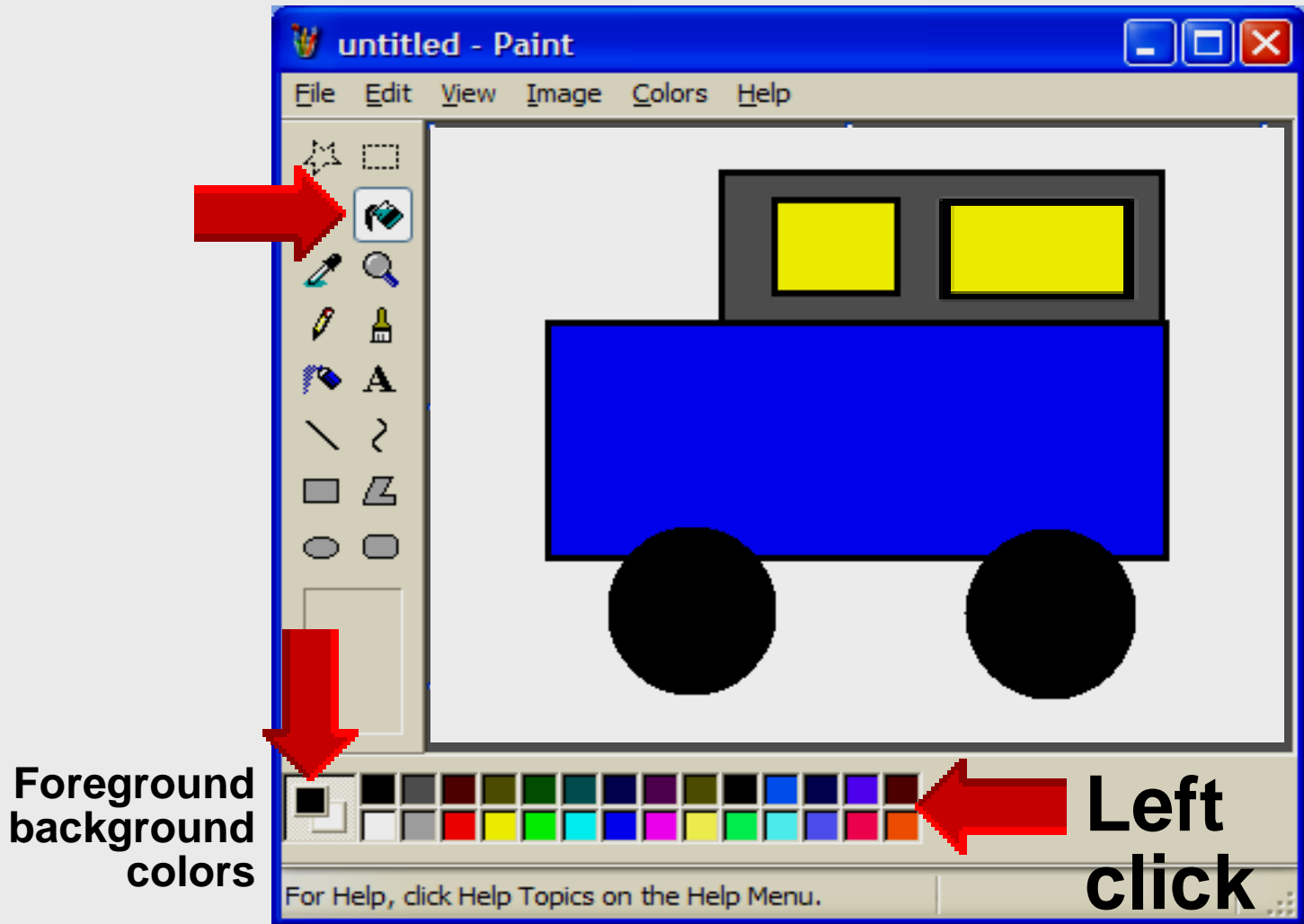
Draw Circle



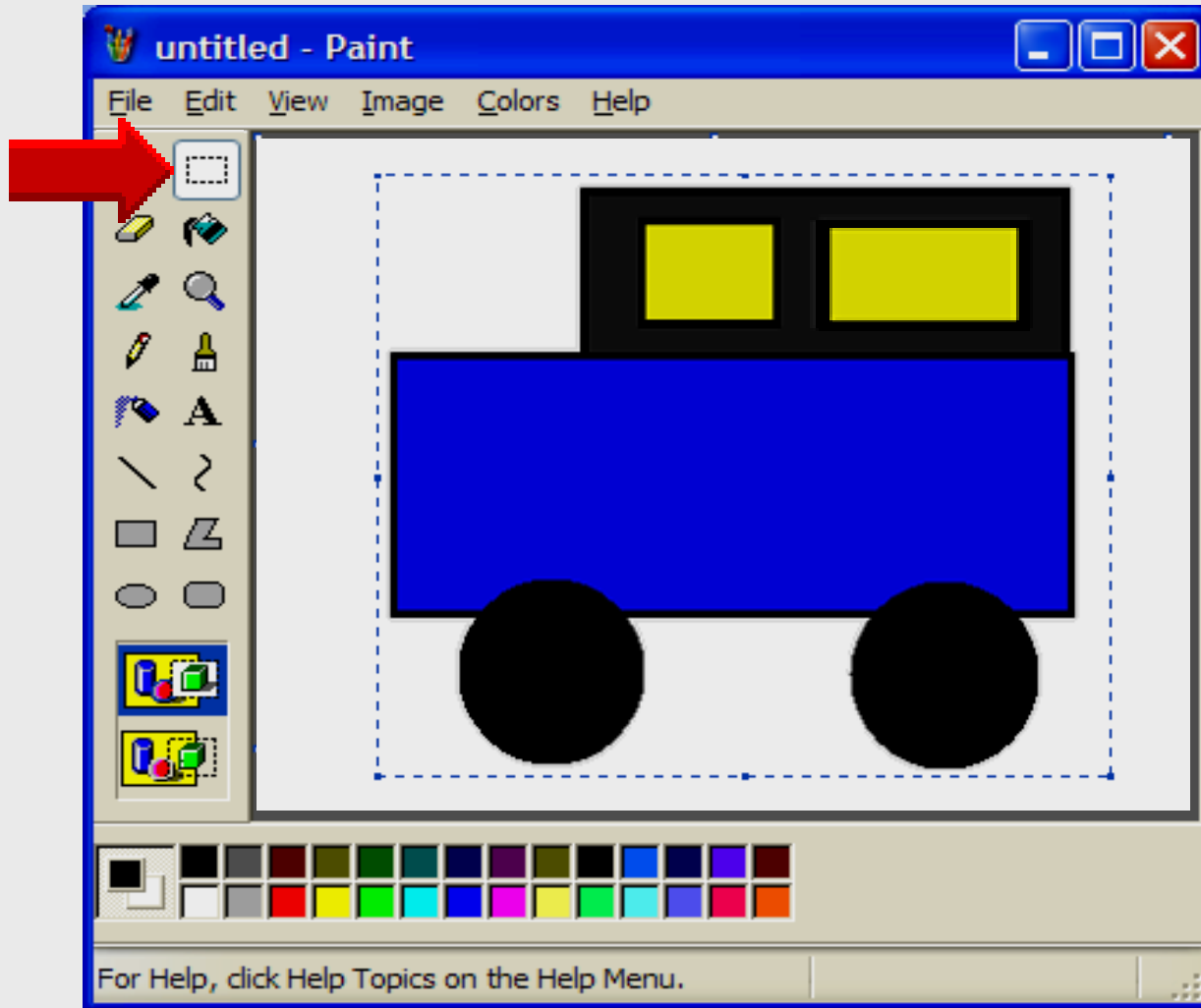
More Rectangles



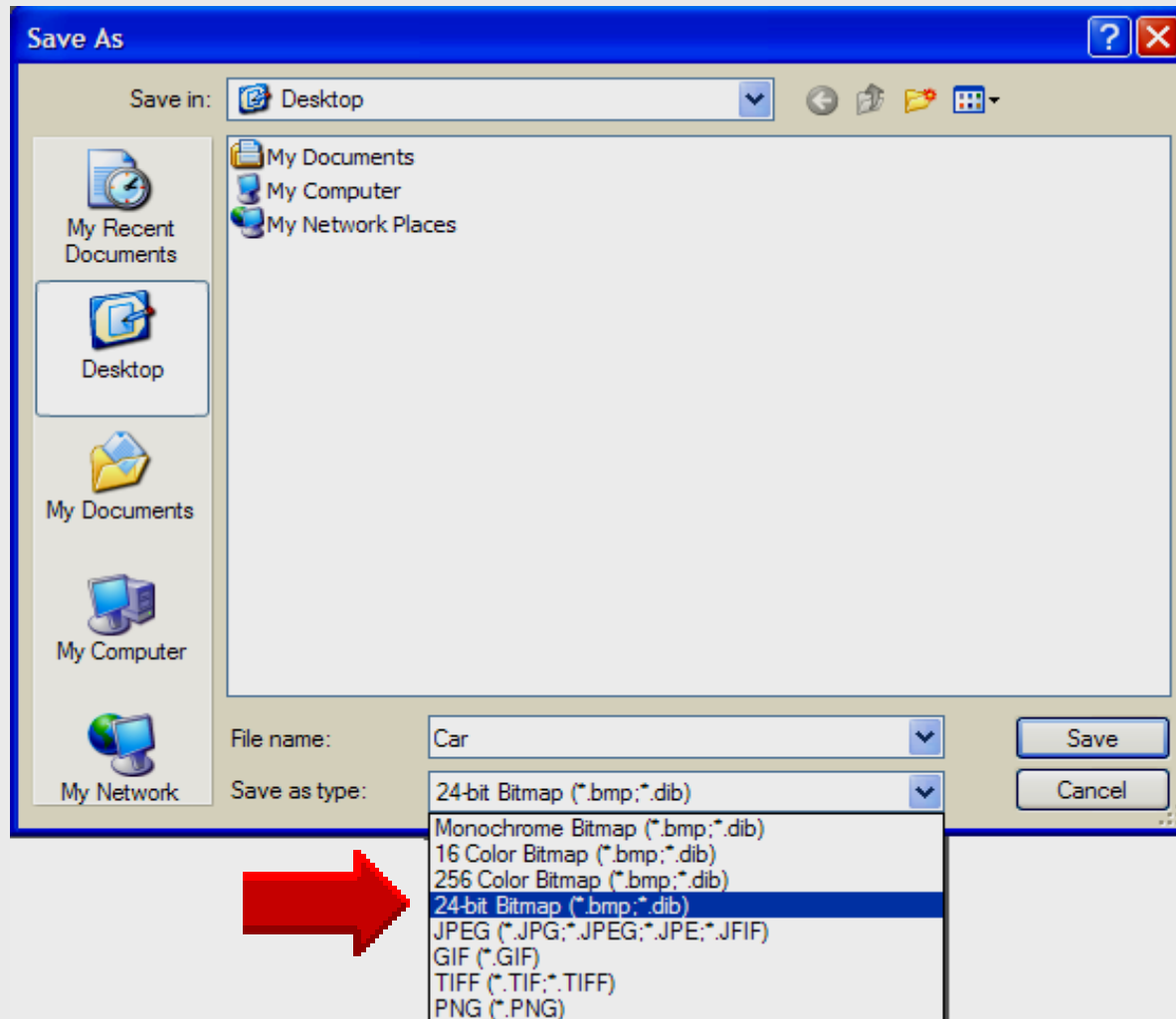
Fill *with* Color



Copy *into* Word




Save Picture



Assign Lesson

 > [Find by Category](#) > Drawing a Vehicle





☆☆☆☆☆
No Ratings Yet

Be the first to rate this item!

Drawing a Vehicle

Students use cutout shapes and then a graphics program to create a vehicle.

 Add to Favorites

Assign 

Do not
Click **Assign**

Details

Categories

Standards

Estimated Time: 45 Minutes

Type: Activity

Publisher: Learning.com

Primary Objectives:

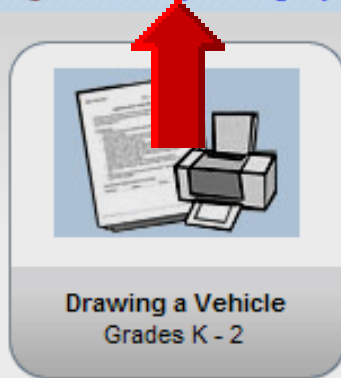
- Student creates drawings using graphics software.

Secondary Objectives:

- Student combines shapes to make other shapes.
- Student identifies different modes of transportation.
- Student recognizes basic shapes.


Find by Category

 > [Find by Category](#) > Drawing a Vehicle



Use **Bread Crumb** menu

Students use cutout shapes and then a graphics program to create a vehicle.



No Ratings Yet

Be the first to rate this item!

Details

Categories

Standards

Estimated Time: 45 Minutes

Type: Activity

Publisher: Learning.com


Primary Objectives:

- Student creates drawings using graphics software.

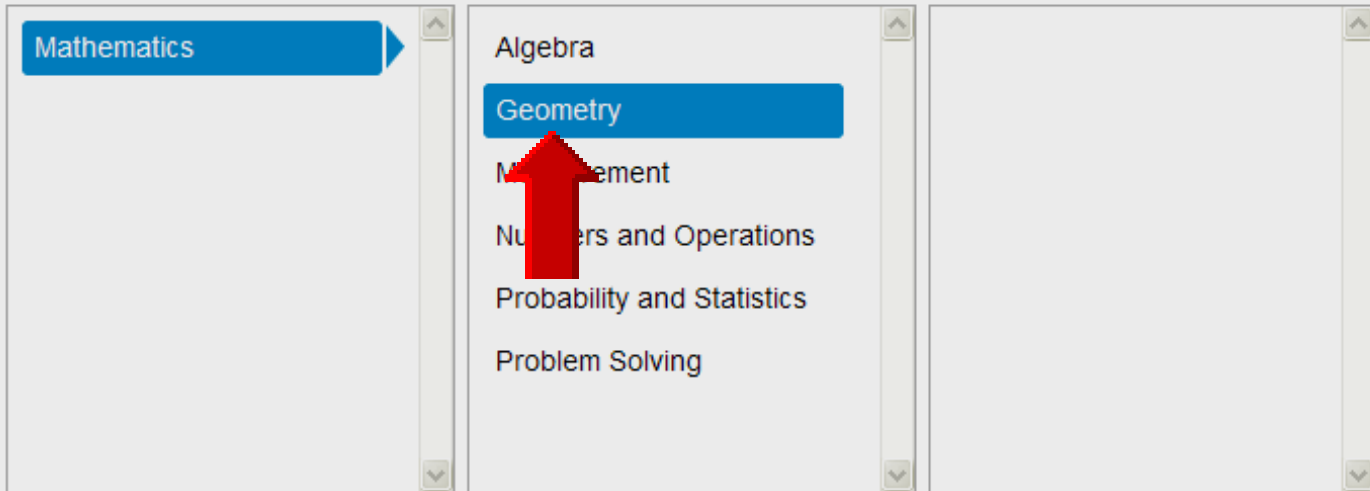
Secondary Objectives:

- Student combines shapes to make other shapes.
- Student identifies different modes of transportation.
- Student recognizes basic shapes.

Find by Category

 > Find by Category

Make a selection to find Curriculum



Assignments of

All Types



for Kindergarten



in English



7 Curriculum Items



Select **Kindergarten**

Online Handouts

http://**webclass.org**



Google™ Custom Search

- About Us
- Atomic Learning
- Desktop Setup
- EasyTech
- Elementary Storytelling
 - Audacity
 - Creating a Digital Story
 - Digital Cameras
 - EPISD Photo Release
 - iPod - Getting Started
 - Podcast Projects
 - Syncing video iPod
 - Using iTunes
 - Windows Movie Maker
 - MOV - WMV converter
 - MP4 - AVI converter
 - WMV - MP4 converter
- Teacher Web Pages
- TEAMS for Teachers
 - Attendance
 - Gradebook
 - Gradebook Examples
 - Elementary school
 - Middle school
 - High school
 - Progress Report
 - Report Card
 - Transfer Grade
- United Streaming



Select Easy Tech


Webclass.org provides:

- Workshop handouts available anytime, anywhere
- Cambridge online dictionary
- Web-based [Keyboarding](#)
- Lesson plan [calendar](#)

After all, **Webclass.org** can be *anywhere you want it to be....*

Elementary Storytelling in iTunes

View all **19** digital stories from El Paso ISD teachers and students



[View In iTunes](#)

Elementary Storytelling illustrates how video and audio tools are used to tell a story - a digital story. Curriculum topics chosen by the teacher vary from class field trips to the reenactment of historical or current events.

Some digital stories include the entire class, while others use a smaller group of selected students. Video length is generally 2 to 10 minutes.