

Why Use Whiteboard Apps

Whiteboards



Software Trends



Laptop Installation



Reflector

- Cost: 8.00 – 14.99 – 1 license
- Trial period: **10 min**



AirServer

- Cost: 8.00 – 14.99 – 5 licenses
- Trial period: **7 days**

Both software packages installed on
a **wireless** laptop – not iPad

Multi-tasking Bar





AirPlay ON





iPad Screen Display





WHY USE
WHITEBOARD
APPS



rec

Why Whiteboard Apps

- **Student direct access to technology**

Blending – online and onsite learning

Flipping – online instruction at home with homework done in class

Differentiating – whole class, group, and individual instruction

Why Whiteboard Apps

- **Student direct access to technology**
 - Blending** – online and onsite learning
 - Flipping** – online instruction at home with homework done in class
 - Differentiating** – whole class, group, and individual instruction
- **Allows teacher to roam classroom**



Why Whiteboard Apps

- **Student direct access to technology**

Blending – online and onsite learning

Flipping – online instruction at home with homework done in class

Differentiating – whole class, group, and individual instruction

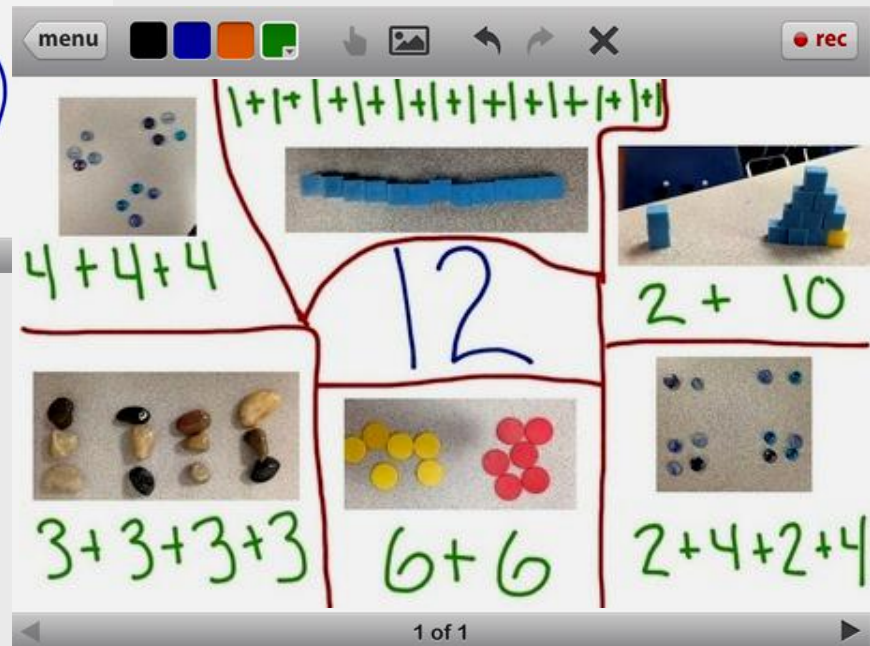
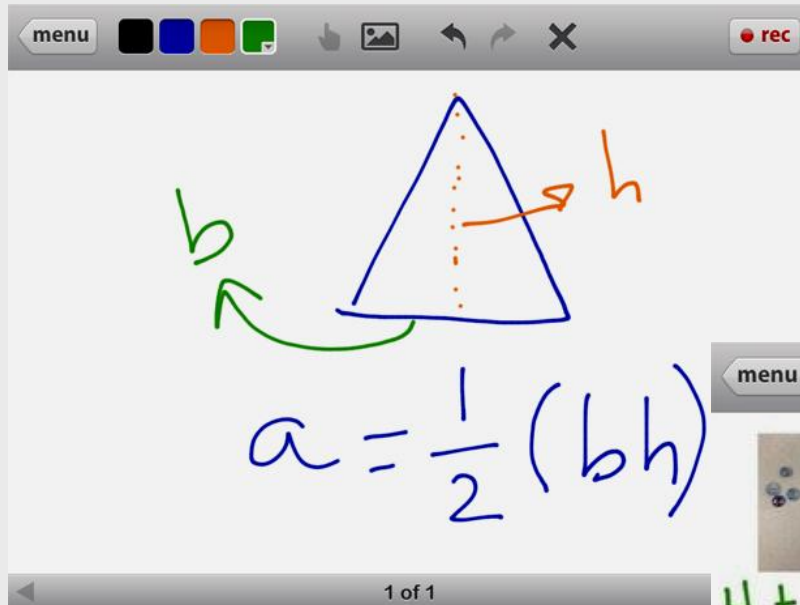
- **Allows teacher to roam classroom**

- **Student alternative assessments**

Demonstrate thinking and learning

Have direct access to technology

Thinking *and* Learning




Which Whiteboard Apps



ScreenChomp

Free



SyncSpace

7.99



Jot!

Free



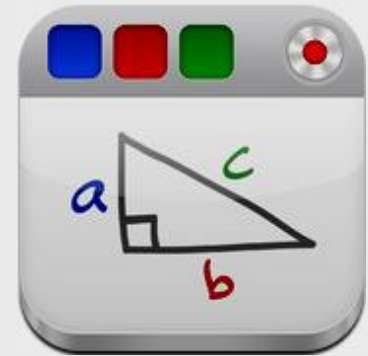
Drawletters

Free



ShowMe

Free

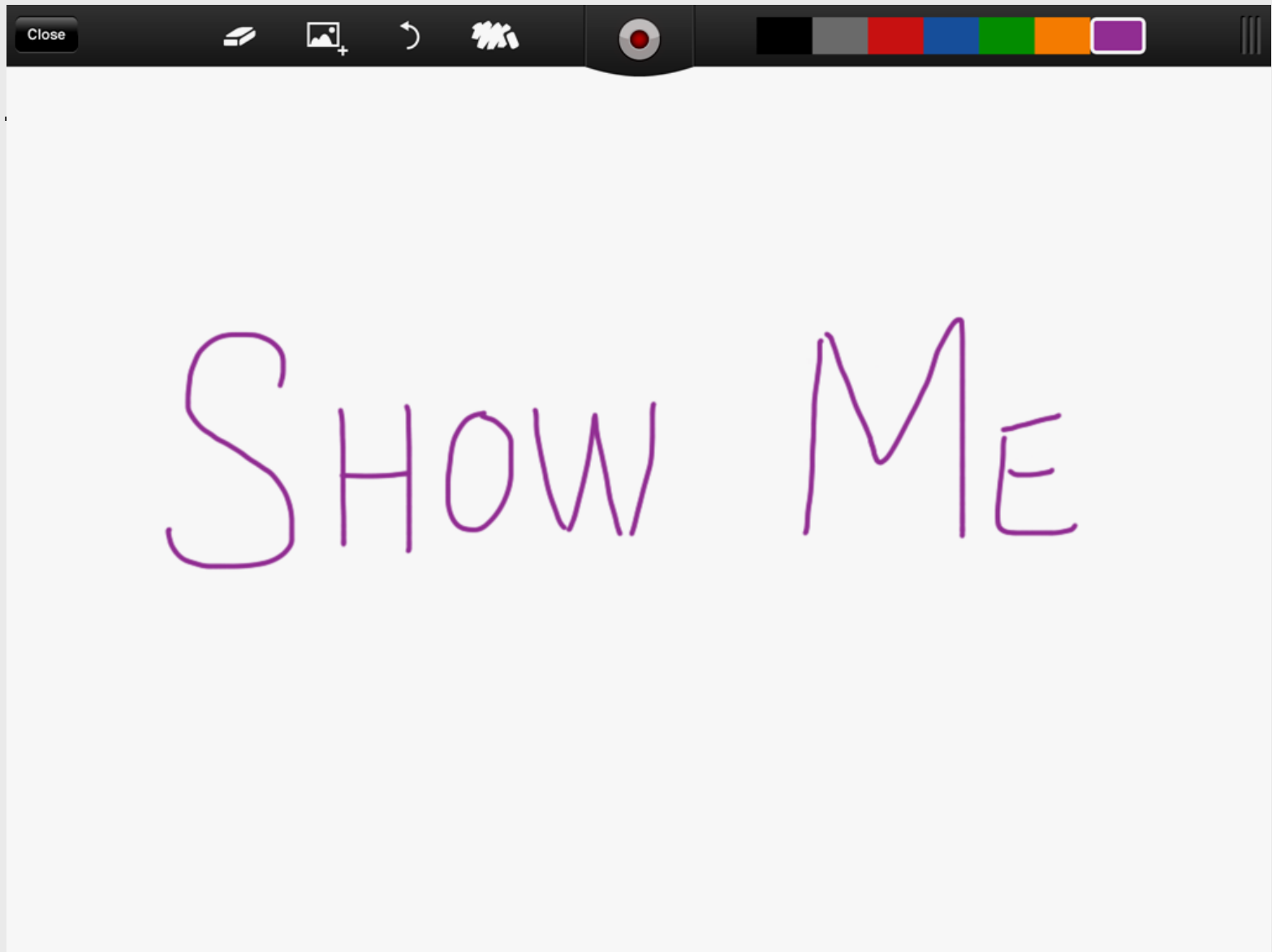


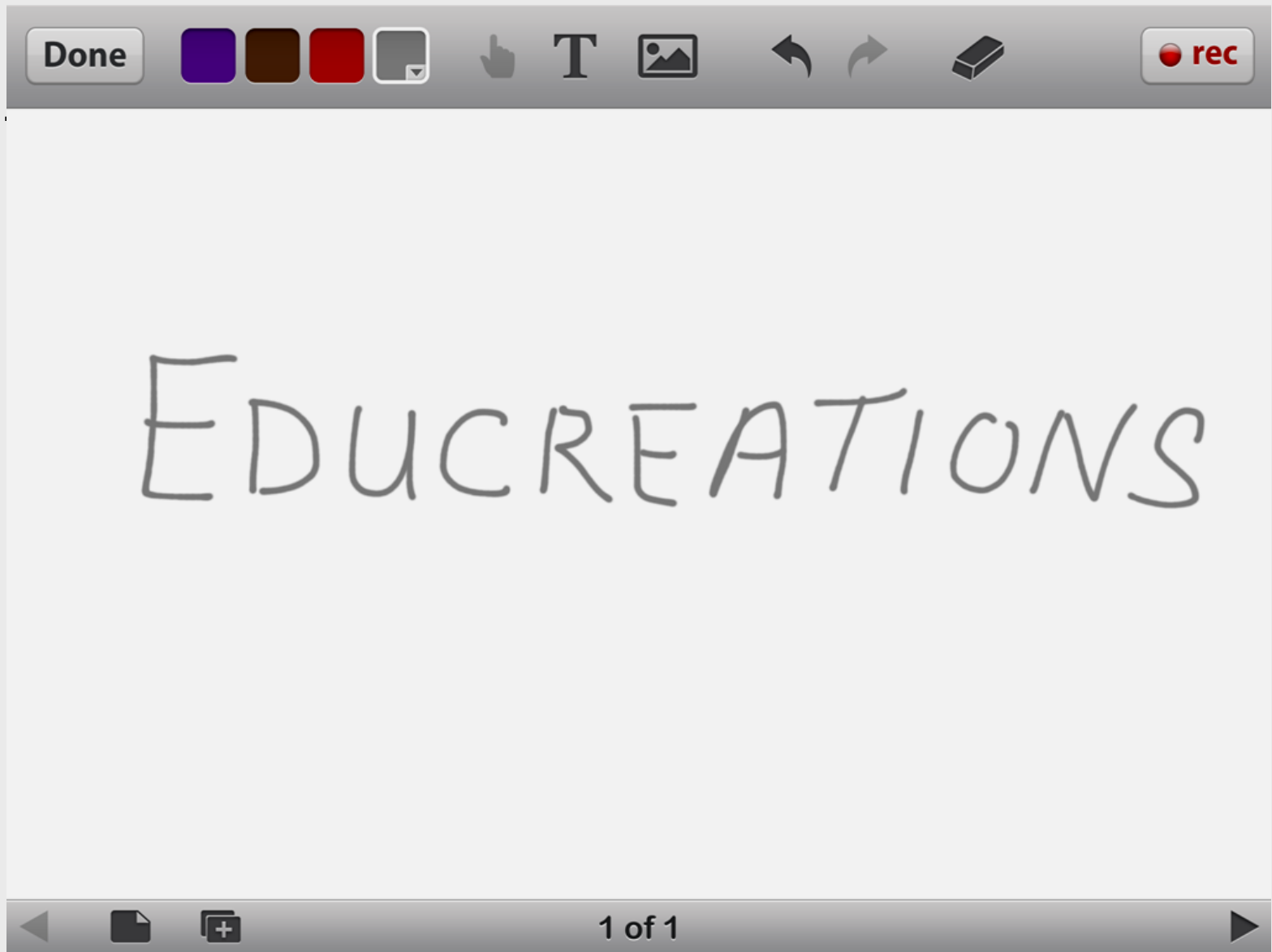
Educreations

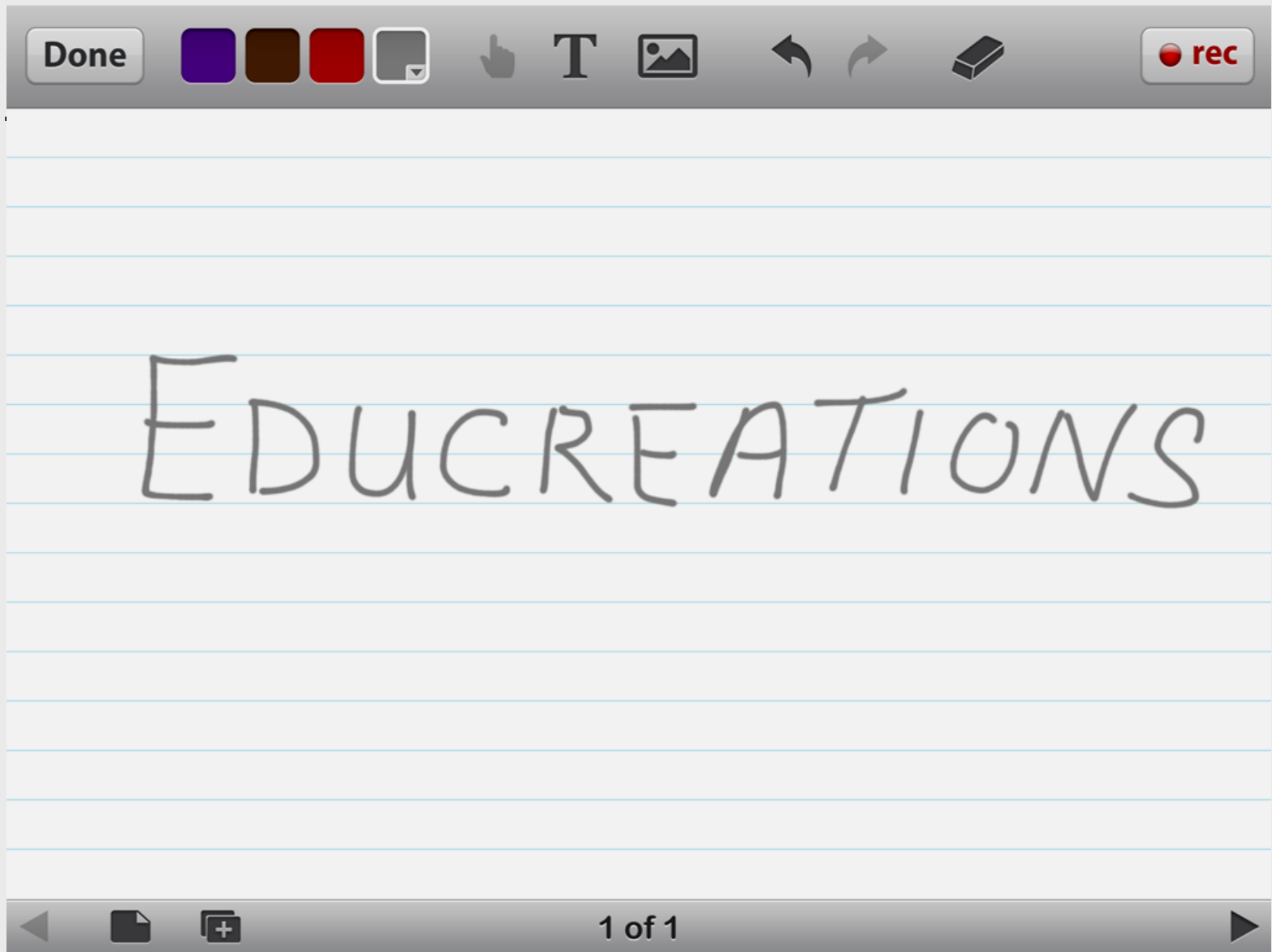
Free



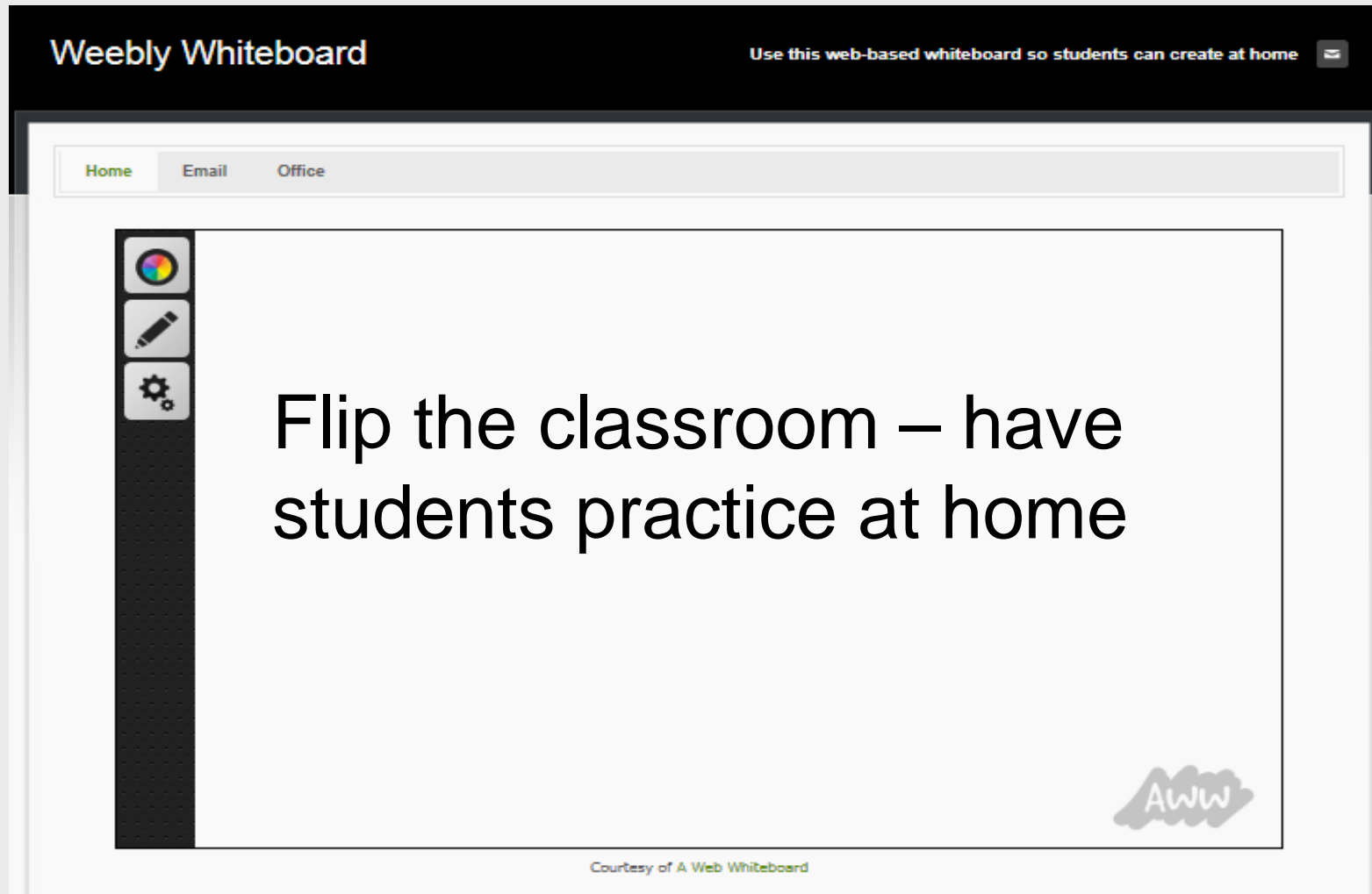








Web-based Whiteboard



Weebly Whiteboard

<http://webclass.org>



iPad Basics

AirPlay Utilities
AirServer installation
Apple Configurator
Create Apple ID - iPad
Create Apple ID - Laptop
Free Books
Grading Game
Gumdrop iPad Case
Inspiration Maps
iOS 5.1 iPad Manual
iOS 6.0 iPad Manual
Messages and FaceTime
One iPad Classroom Tips
Pinnacle Studio video
Attending Webinars
My Office
Printing with Netgear
Windows installer
MAC installer
PuppetPals HD
Reflector installation
Sync EPISD Email
TLI Apps by Grade
TLI Apps List
Whiteboards
Webclass Whiteboard
Weebly Whiteboard
Whiteboard code

Education and training via the internet are growing rapidly. Accessibility from home or school makes Internet handouts a viable alternative to hardcopy handouts. The PDF format is accessible on both Windows and MAC platforms using [Adobe Reader](#), or the fast and simple open-source reader for Windows called [Sumatra](#).

Webclass.org provides:

- Workshop handouts available anytime, anywhere
- Web-based [Keyboarding](#) requiring no login
- Perpetual lesson plan [calendar](#)

January — 2013

Sun	Mon	Tue	Wed	Thu	Fri	Sat
		1	2	3	4	5
6	7	8	9	10	11	12
13	14	15	16	17	18	19
20	21	22	23	24	25	26
27	28	29	30	31		

After all, **Webclass.org** can be *anywhere you want it to be....*

Elementary Storytelling in iTunes

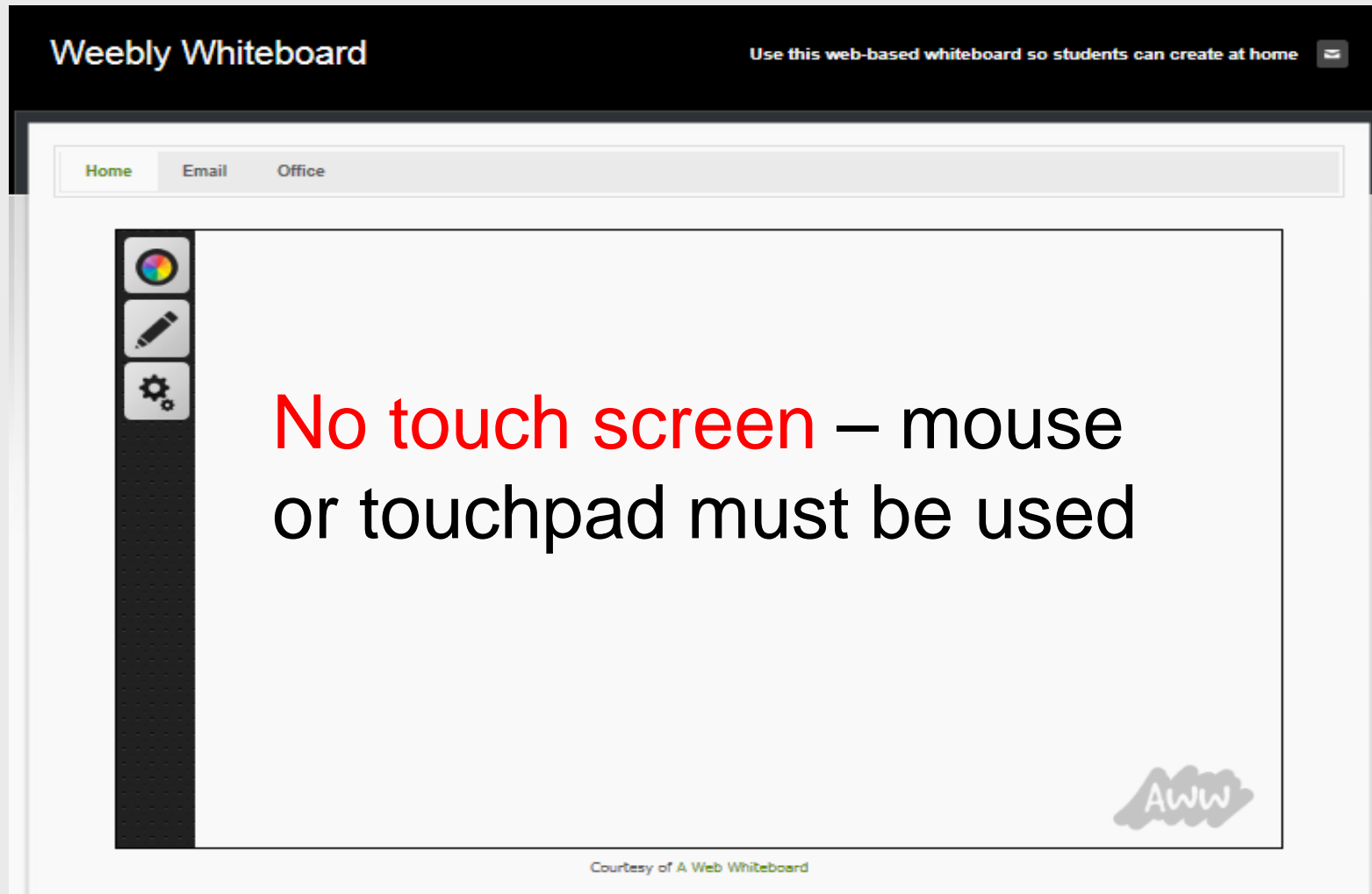
View all **24** digital stories from El Paso ISD teachers and students



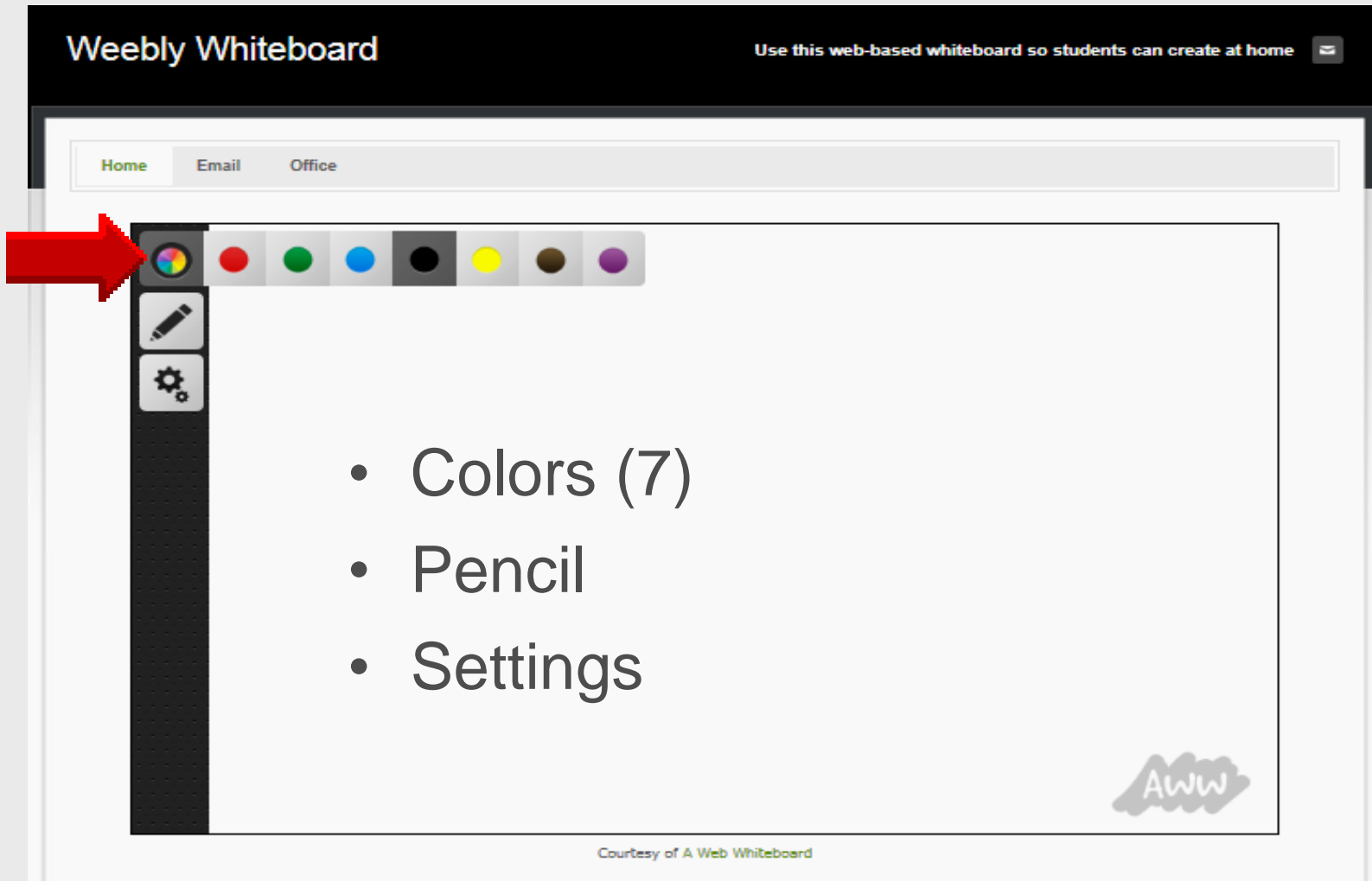
Elementary Storytelling illustrates how video and audio tools are used to tell a story - a digital story. Curriculum topics chosen by the teacher vary from class field trips to the reenactment of historical or current events.

Select **Weebly Whiteboard**

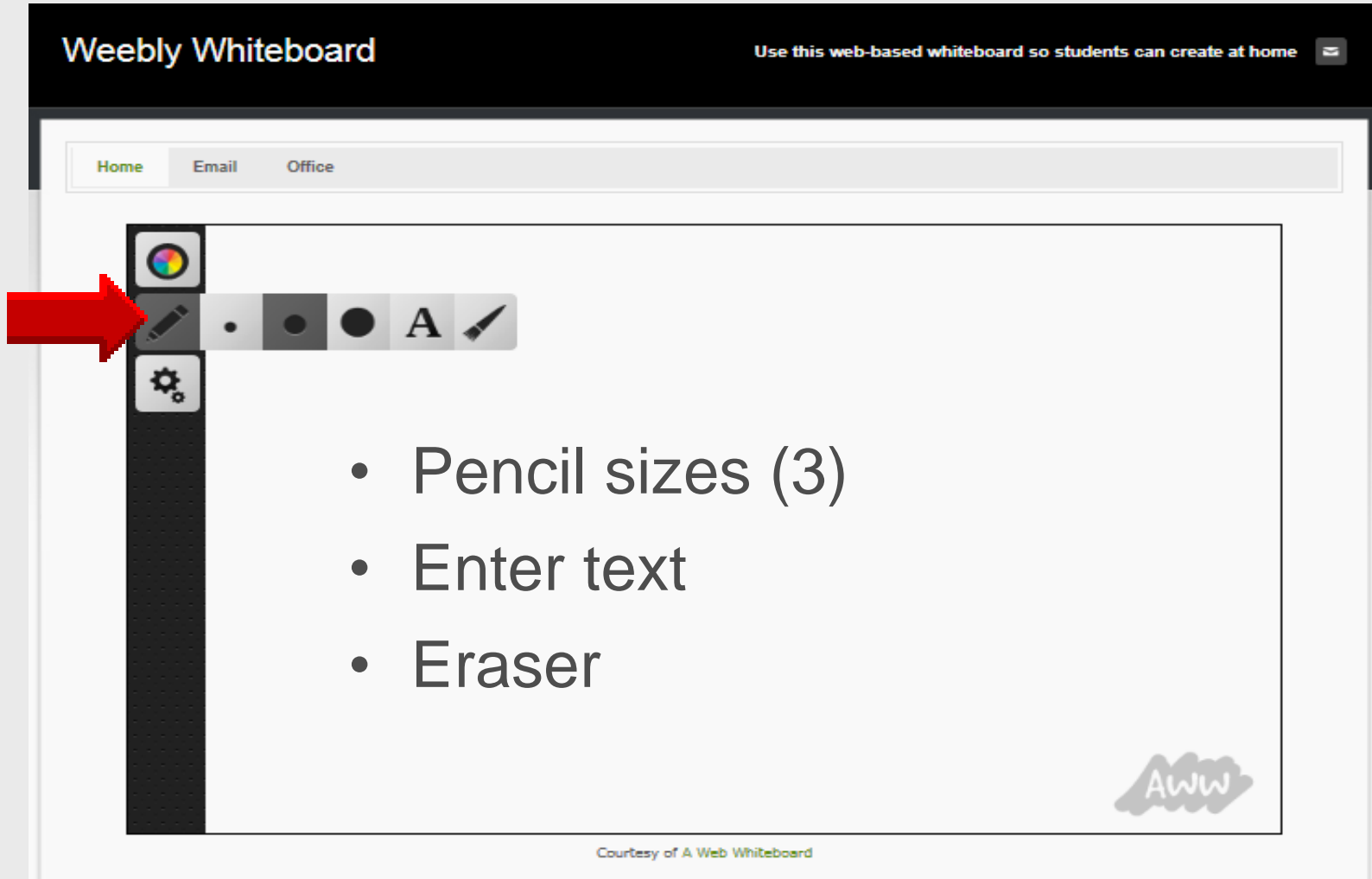
Web-based Whiteboard



Options



Pencil

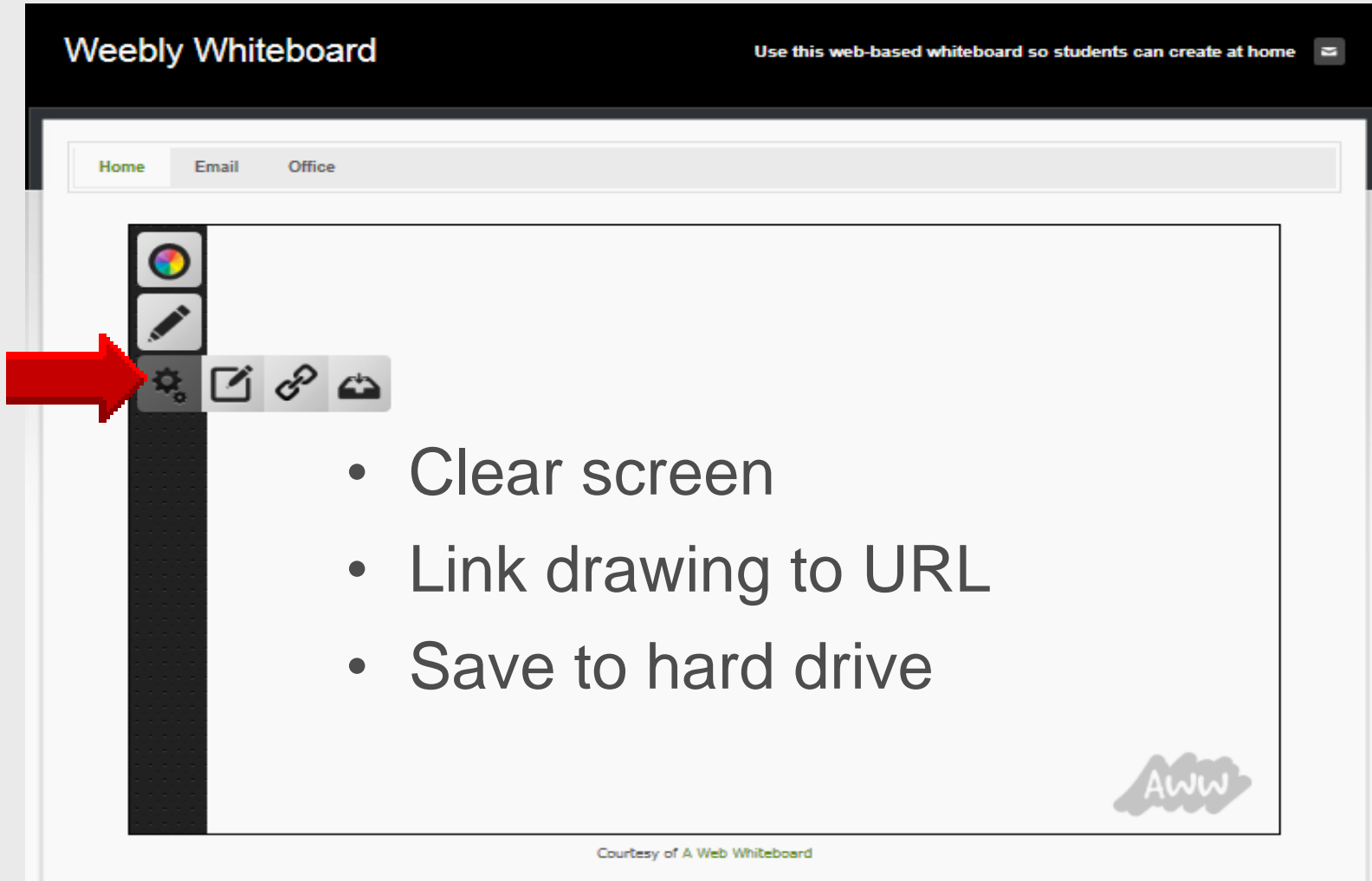


The screenshot shows the 'Weebly Whiteboard' interface. At the top, there's a black header with the title 'Weebly Whiteboard' on the left and a message 'Use this web-based whiteboard so students can create at home' on the right. Below the header is a navigation bar with 'Home', 'Email', and 'Office' tabs. The main area is a large whiteboard canvas. On the left side of the canvas is a vertical toolbar. A red arrow points to the 'Pencil' tool icon in this toolbar. The toolbar also includes a color picker, a settings gear, and a horizontal row of drawing tools: a dot, three circles of increasing size, the letter 'A' for text, and an eraser. On the whiteboard canvas, there is a bulleted list:

- Pencil sizes (3)
- Enter text
- Eraser

In the bottom right corner of the canvas, there is a small logo that says 'Aww' inside a cloud shape. At the very bottom of the interface, there is a small text credit: 'Courtesy of A Web Whiteboard'.

Settings



The screenshot shows the Weebly Whiteboard interface. At the top, the title "Weebly Whiteboard" is on the left, and a subtitle "Use this web-based whiteboard so students can create at home" is on the right. Below the title bar, there are three tabs: "Home", "Email", and "Office". The main workspace is a large white area. On the left side of the workspace, there is a vertical toolbar with several icons. A red arrow points to the settings icon (a gear) in the toolbar. To the right of the settings icon, there are three icons: a document with a pencil, a link, and a hard drive. Below the toolbar, there is a list of settings:

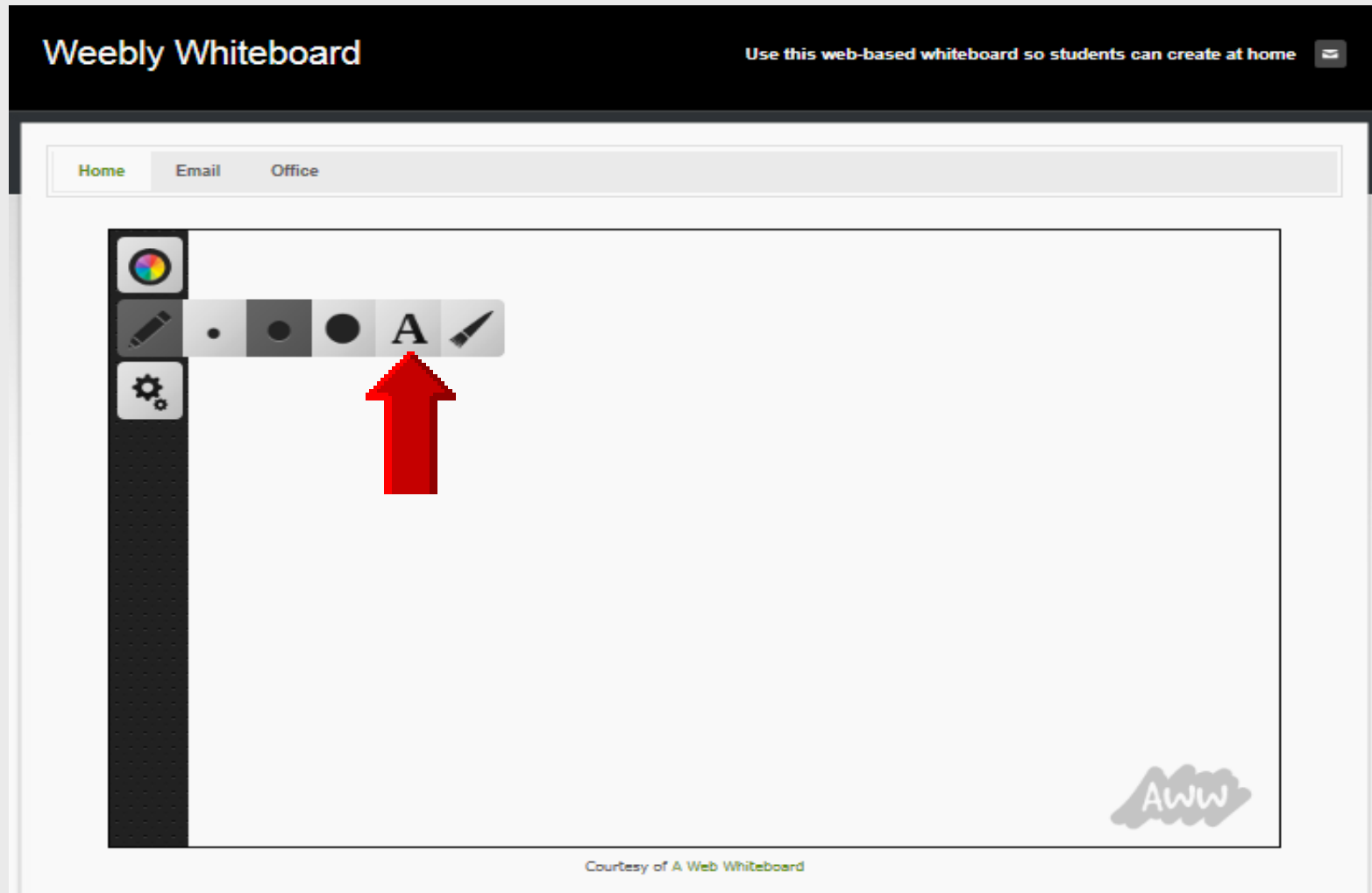
- Clear screen
- Link drawing to URL
- Save to hard drive

In the bottom right corner of the workspace, there is a small logo that says "Aww". At the very bottom of the interface, there is a small text credit: "Courtesy of A Web Whiteboard".

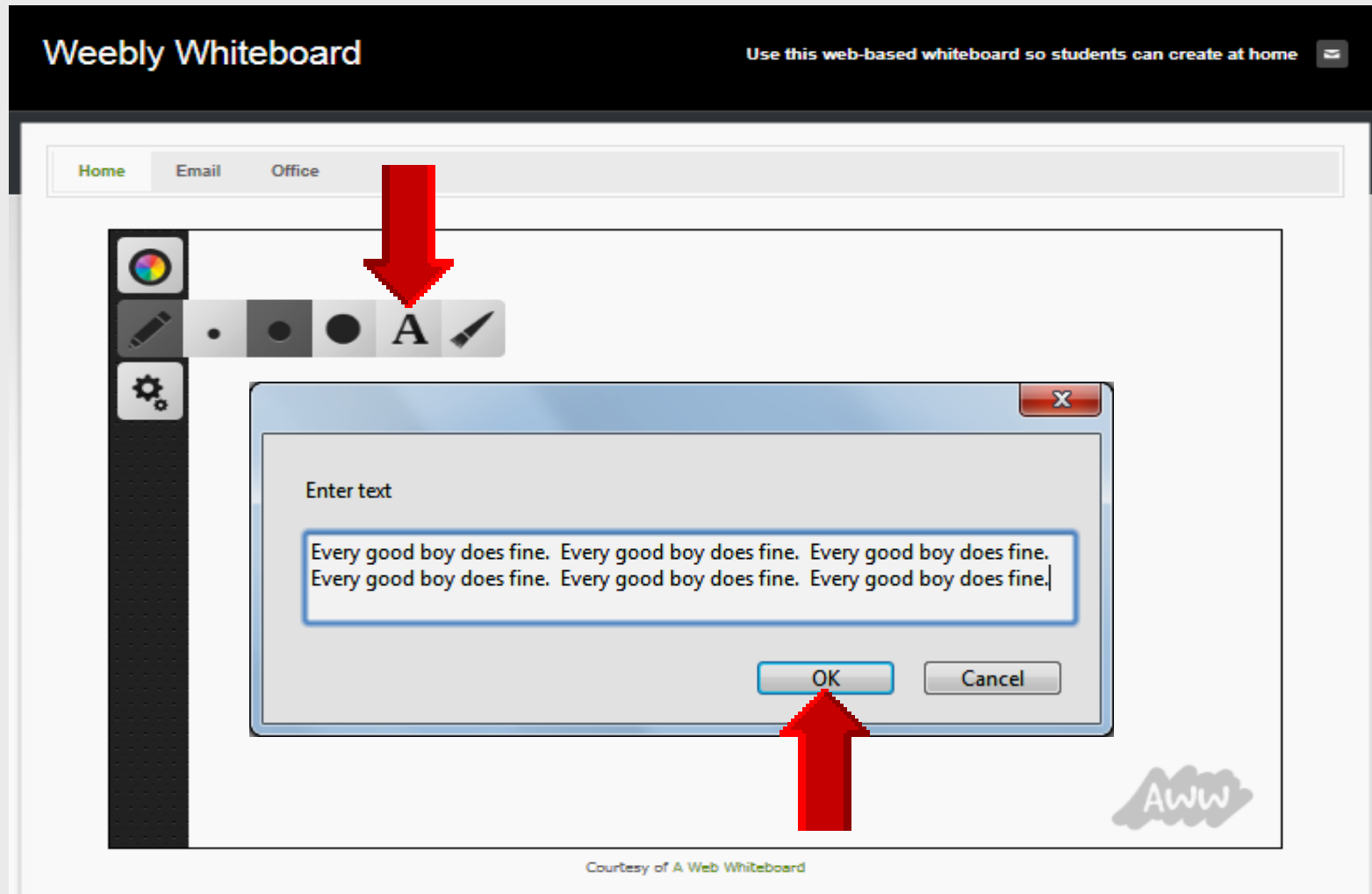
Draw *with* Mouse



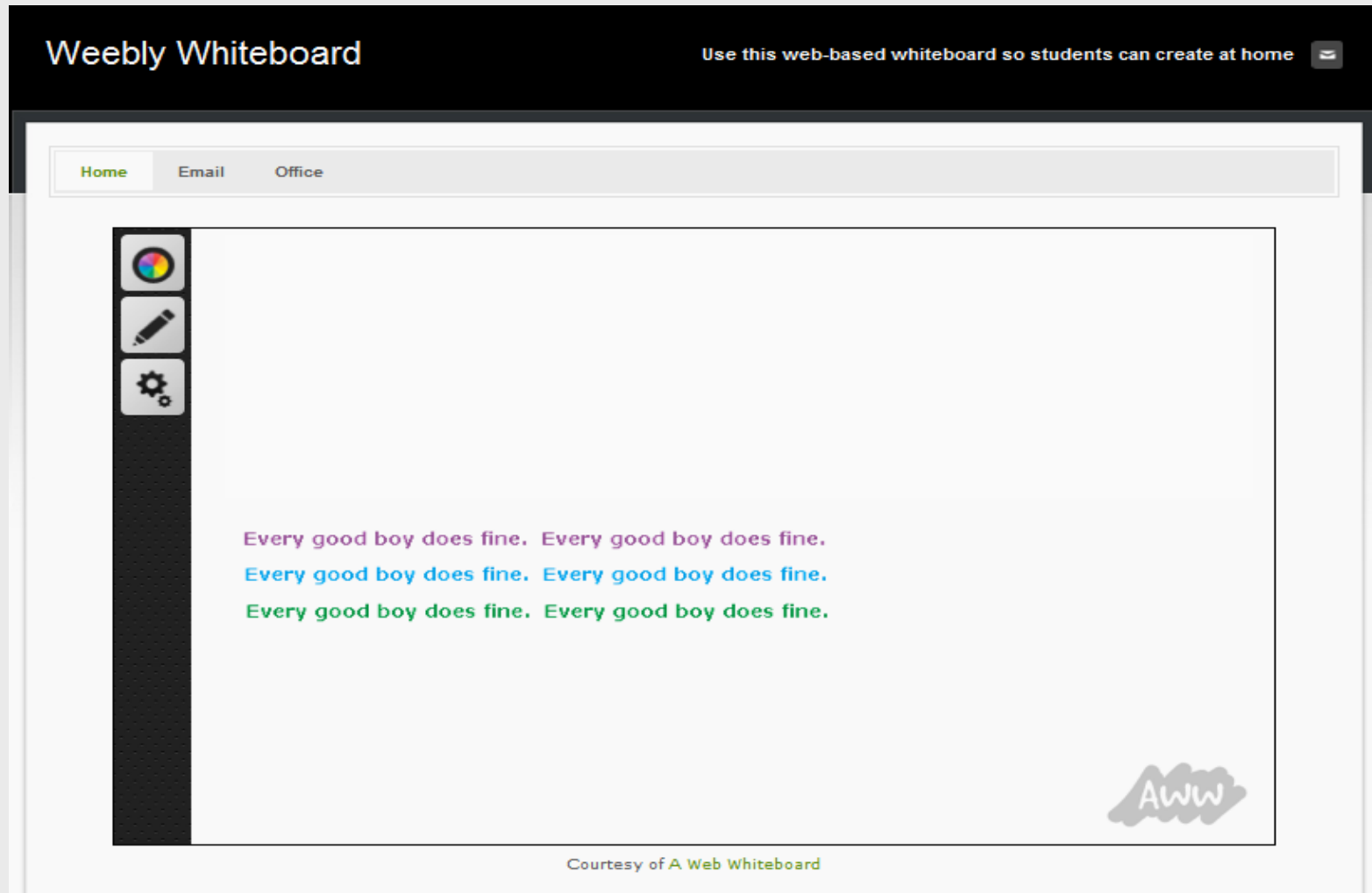
Enter Text



Text Window



Text Displays



Email Link

Weebly Whiteboard

Use this web-based whiteboard so students can create at home

Home Email Office

EVERY GOOD BOY
DOES FINE

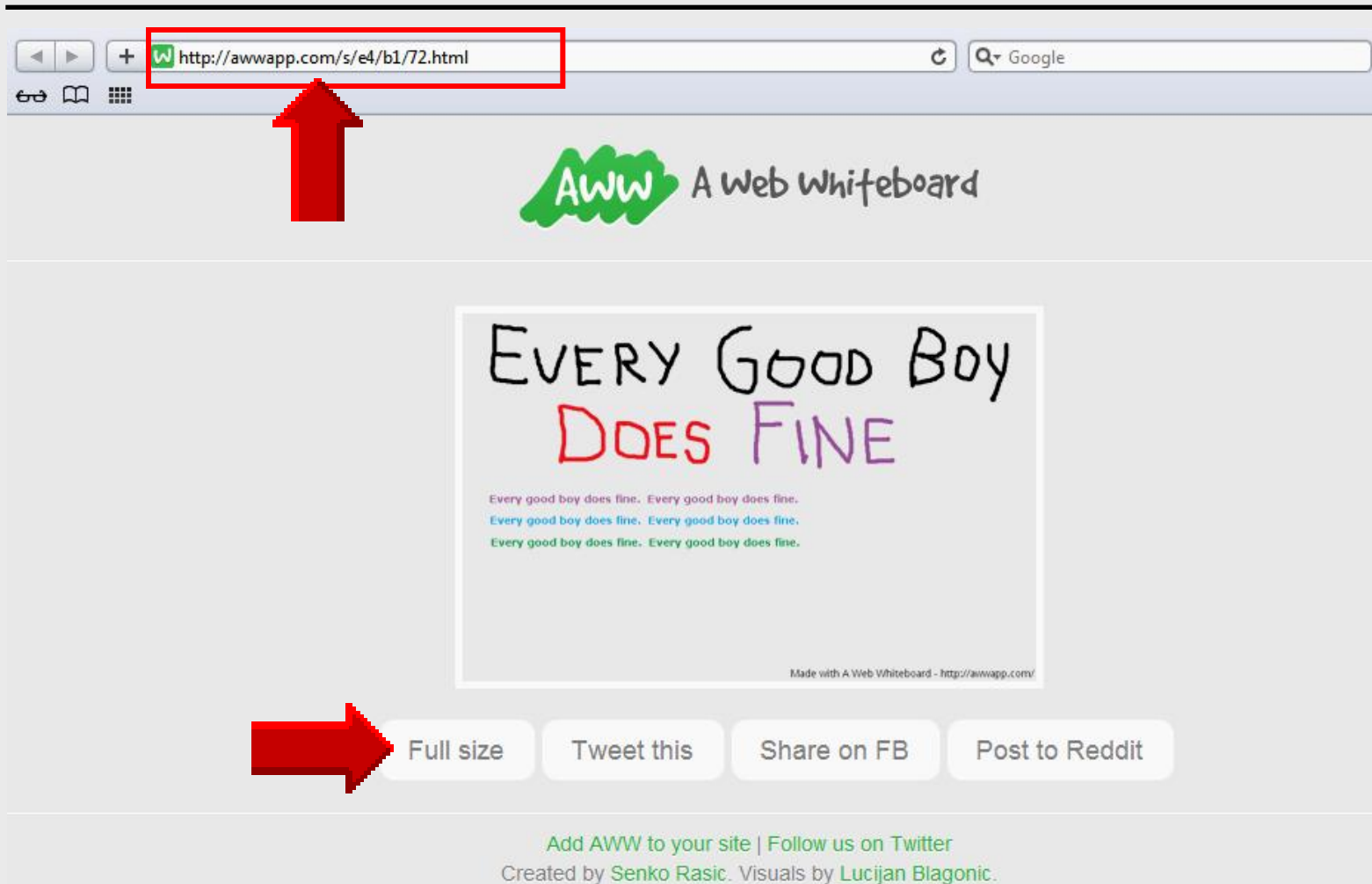
Every good boy does fine. Every good boy does fine.
Every good boy does fine. Every good boy does fine.
Every good boy does fine. Every good boy does fine.

AWW

Courtesy of A Web Whiteboard

The image is a screenshot of the Weebly Whiteboard web application. At the top, there's a dark header with the text 'Weebly Whiteboard' on the left and 'Use this web-based whiteboard so students can create at home' on the right, followed by a small envelope icon. Below the header is a navigation bar with three tabs: 'Home' (highlighted in green), 'Email', and 'Office'. The main content area is a whiteboard. On the left side of the whiteboard is a vertical toolbar with icons for color selection, drawing, settings, erasing, linking, and undo. A large red arrow points from the left edge of the image to the 'Link' icon (a chain link) in the toolbar. Another red arrow points from below the toolbar to the word 'DOES' in the text 'EVERY GOOD BOY DOES FINE'. The text 'EVERY GOOD BOY' is written in black, and 'DOES FINE' is written in red and purple respectively. Below the main text, there are three lines of smaller text, each starting with 'Every good boy does fine.' and followed by a period. The first line is purple, the second is blue, and the third is green. In the bottom right corner of the whiteboard, there is a small, stylized 'AWW' logo. At the very bottom of the screenshot, there is a small text credit: 'Courtesy of A Web Whiteboard'.

Copy Link



Paste Link

Weebly WhiteboardUse this web-based whiteboard so students can create at home

HomeEmail

Complete your name and email address in the form below. Then copy and paste the link from the whiteboard into the **Message** window. The link will look similar to this example: <http://awwapp.com/s/9e/b0/91.png>. Include any comments and then click **Submit**.

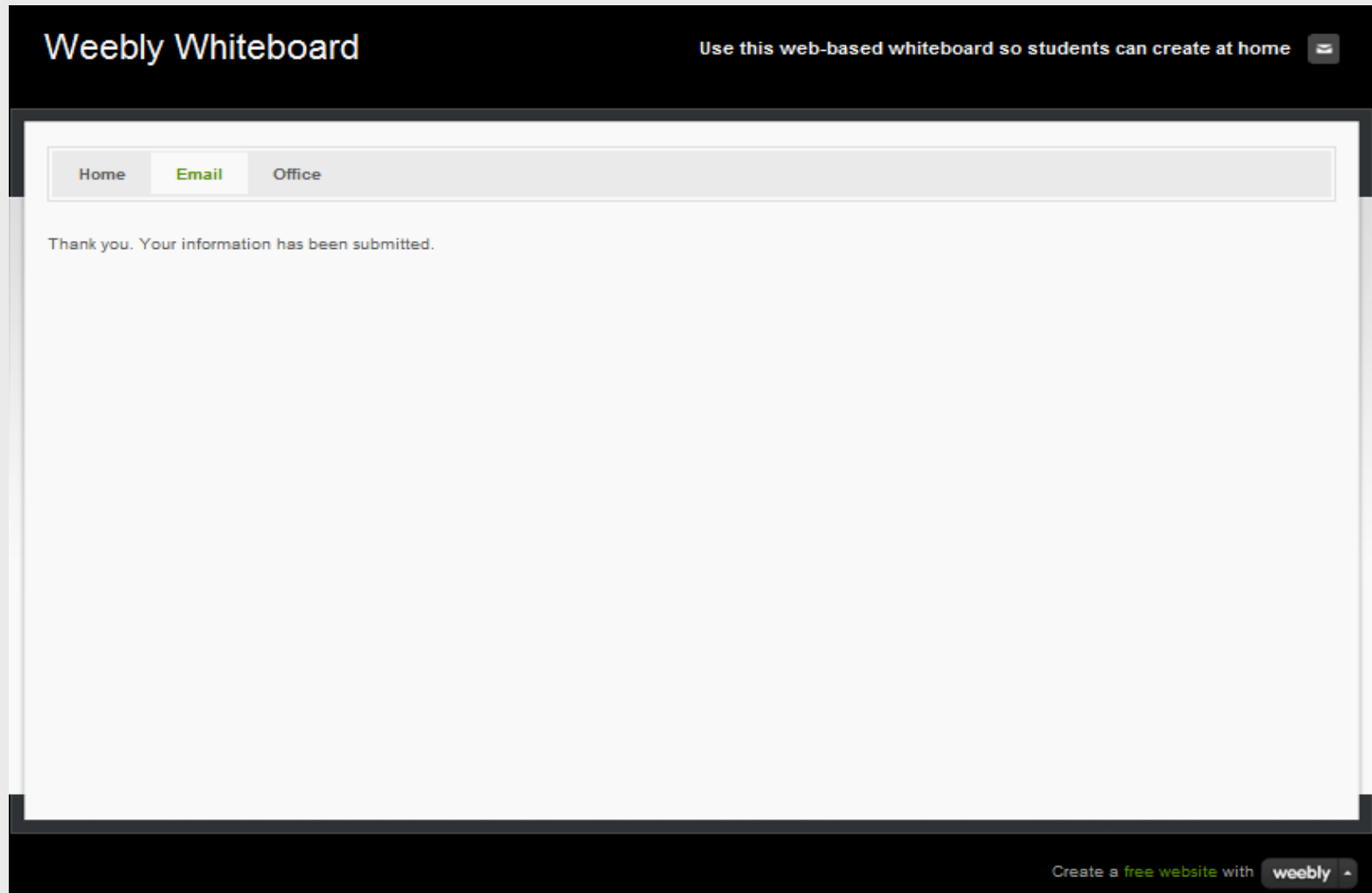
Name *

FirstLast

Email (optional)

Message or whiteboard link *

Drawing Link Emailed



Whiteboard Code

<http://webclass.org>



iPad Basics

AirPlay Utilities
AirServer installation
Apple Configurator
Create Apple ID - iPad
Create Apple ID - Laptop
Free Books
Grading Game
Gumdrop iPad Case
Inspiration Maps
iOS 5.1 iPad Manual
iOS 6.0 iPad Manual
Messages and FaceTime
One iPad Classroom Tips
Pinnacle Studio video
Attending Webinars
My Office
Printing with Netgear
Windows installer
MAC installer
PuppetPals HD
Reflector installation
Sync EPISD Email
TLI Apps by Grade
TLI Apps List
Whiteboards
Webclass Whiteboard
Weebly Whiteboard
Whiteboard code

Education and training via the internet are growing rapidly. Accessibility from home or school makes Internet handouts a viable alternative to hardcopy handouts. The PDF format is accessible on both Windows and MAC platforms using [Adobe Reader](#), or the fast and simple open-source reader for Windows called [Sumatra](#).

Webclass.org provides:

- Workshop handouts available anytime, anywhere
- Web-based [Keyboarding](#) requiring no login
- Perpetual lesson plan [calendar](#)

January — 2013

Sun	Mon	Tue	Wed	Thu	Fri	Sat
		1	2	3	4	5
6	7	8	9	10	11	12
13	14	15	16	17	18	19
20	21	22	23	24	25	26
27	28	29	30	31		

After all, **Webclass.org** can be *anywhere you want it to be....*

Elementary Storytelling in iTunes

View all **24** digital stories from El Paso ISD teachers and students



Elementary Storytelling illustrates how video and audio tools are used to tell a story - a digital story. Curriculum topics chosen by the teacher vary from class field trips to the reenactment of historical or current events.

Select Whiteboard Code

Copy-n-Paste Code

Copy and paste the HTML code below into your Weebly web page using the Custom HTML element:

```
<!DOCTYPE html>
<html>
<head>
<!--[if IE]>
<script src="http://html5shiv.googlecode.com/svn/trunk/html5.js"></script>
<script src="http://static.awwapp.com/plugin/1.0/excanvas.min.js"></script>
<![endif]>

<link rel="stylesheet" type="text/css"
href="http://static.awwapp.com/plugin/1.0/aww.css"/>
<script type="text/javascript"
src="https://ajax.googleapis.com/ajax/libs/jquery/1.6.2/jquery.min.js"></script>
<script type="text/javascript"
src="http://static.awwapp.com/plugin/1.0/aww.min.js"></script>

<style type="text/css">
#wrapper {
border: 1px solid black;
width: 90%;
height: 500px;
margin: 0 auto;
}
</style>
<title>Webclass Whiteboard</title>
</head>
<body BGCOLOR="#FFFFFF" topmargin="0">
<div id="wrapper"></div>
<p align="center">
<script type="text/javascript">
$('#wrapper').awwCanvas();

$(window).resize(function() {
$('#wrapper').awwCanvas().resize();
});
</script>

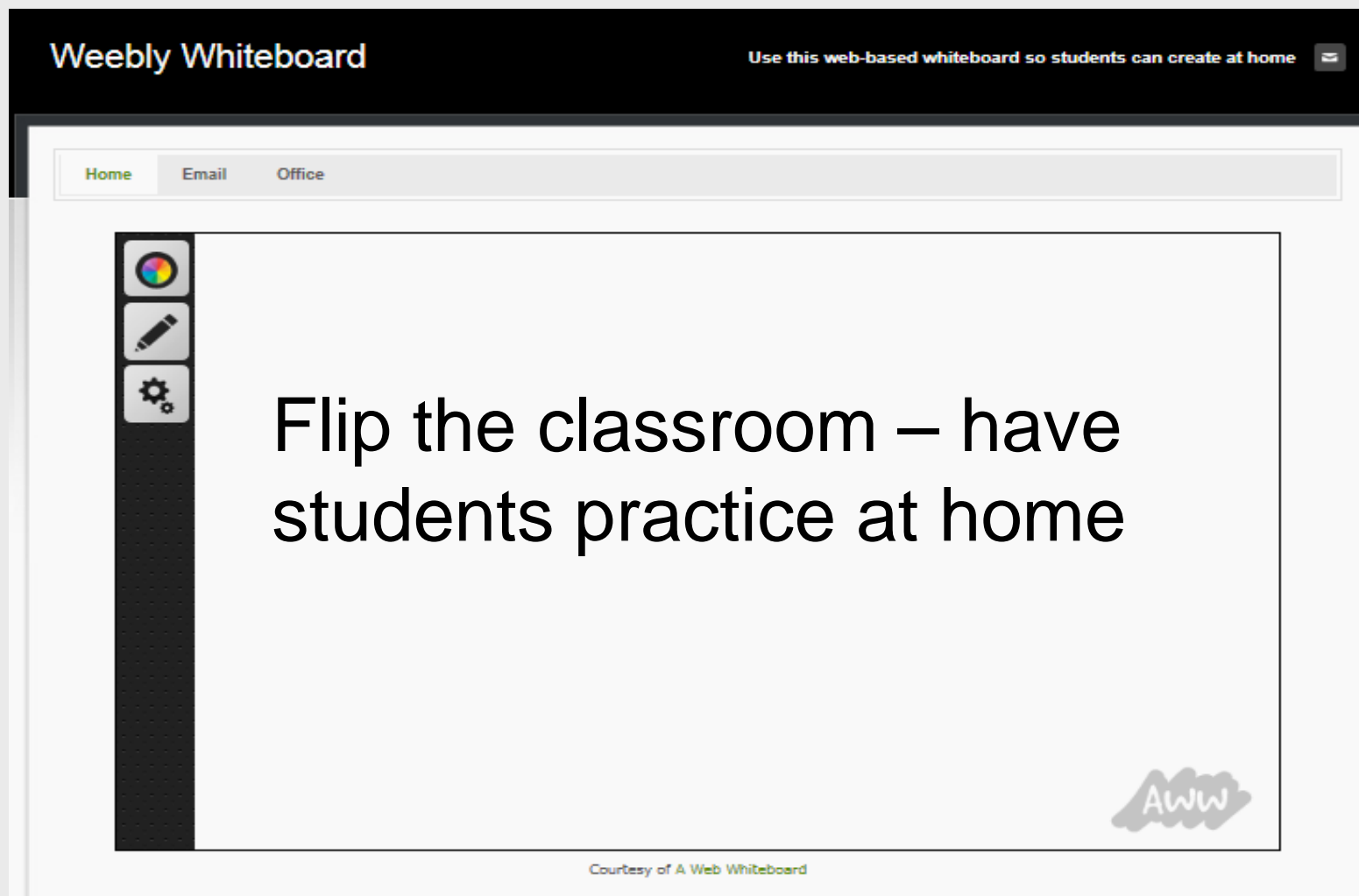
<font face="Verdana" size="1">Courtesy of <a href="http://awwapp.com/">A Web
Whiteboard</a></font>

</body>
</html>
```

**Change
title**



Web-based Whiteboard




Why Use Whiteboard Apps

Why Whiteboard Apps

- Student direct access to technology
- Allows teacher to roam classroom
- Student alternative assessments
- Capture student work with rear camera

Height
9.5 – 10.5 inches



Handouts

<http://webclass.org>

iPad Basics

AirPlay Utilities
AirServer installation
Apple Configurator
Create Apple ID - iPad
Create Apple ID - Laptop
Free Books
Grading Game
Gumdrop iPad Case
Inspiration Maps
iOS 5.1 iPad Manual
iOS 6.0 iPad Manual
Messages and FaceTime
One iPad Classroom Tips
Pinnacle Studio video
Attending Webinars
My Office
Printing with Netgear
Windows installer
MAC installer
PuppetPals HD
Reflector installation
Sync EPISD Email
TLI Apps by Grade
TLI Apps List
Whiteboards
Webclass Whiteboard
Weebly Whiteboard
Whiteboard code



Education and training via the internet are growing rapidly. Accessibility from home or school makes Internet handouts a viable alternative to hardcopy handouts. The PDF format is accessible on both Windows and MAC platforms using [Adobe Reader](#), or the fast and simple open-source reader for Windows called [Sumatra](#).

Webclass.org provides:

- Workshop handouts available anytime, anywhere
- Web-based [Keyboarding](#) requiring no login
- Perpetual lesson plan [calendar](#)

January — 2013

Sun	Mon	Tue	Wed	Thu	Fri	Sat
		1	2	3	4	5
6	7	8	9	10	11	12
13	14	15	16	17	18	19
20	21	22	23	24	25	26
27	28	29	30	31		

After all, **Webclass.org** can be *anywhere you want it to be....*

Elementary Storytelling in iTunes

View all **24** digital stories from El Paso ISD teachers and students

Elementary

Elementary Storytelling illustrates how video and audio tools are

Select **Why Use**
Whiteboards Apps